



Proxy Statement for 2020 Annual Meeting of Shareholders

Thursday, January 23, 2020
2:00 p.m. (Eastern Time)

Corporate Headquarters Auditorium
7201 Hamilton Boulevard
Allentown, PA 18195

Table of Contents

HIGHLIGHTS

MESSAGE TO OUR SHAREHOLDERS	i
NOTICE OF ANNUAL MEETING OF SHAREHOLDERS	ii
PROXY STATEMENT HIGHLIGHTS	iii
Fiscal 2019 Company Performance Highlights	iii
Sustainability at Air Products	iv
Voting Roadmap	v

CORPORATE GOVERNANCE

CORPORATE GOVERNANCE AT AIR PRODUCTS	1
Proposal 1. Election of Directors	1
The Board of Directors	1
Board Responsibilities	9
Board Structure	11
Board Practices, Processes and Policies	15
Compensation of Directors	17

EXECUTIVE COMPENSATION

EXECUTIVE COMPENSATION	19
Proposal 2. Advisory Vote on Executive Officer Compensation	19
Report of the Management Development and Compensation Committee	20
Compensation Discussion and Analysis	20
Highlights of Fiscal 2019 Company Performance and Compensation Actions	21
Fiscal 2019 Executive Officer Compensation Program Overview	24
Fiscal 2019 Total Direct Compensation Components	26
Employee Benefit Plans and Other Compensation	31
Executive Compensation Decision-Making Process	32
Key Compensation Practices and Policies	35
Executive Compensation Tables	36
Potential Payments Upon Termination	43

CEO PAY RATIO

CEO PAY RATIO	49
---------------	----

AUDIT AND FINANCE

AUDIT AND FINANCE COMMITTEE MATTERS	50
Proposal 3. Ratification of Appointment of Independent Auditors	50
Ratification of Independent Registered Public Accounting Firm	50
Fees of Independent Registered Public Accounting Firm	51
Audit and Finance Committee Report	52

STOCK OWNERSHIP

INFORMATION ABOUT STOCK OWNERSHIP	53
Persons Owning More than 5% of Air Products Stock as of September 30, 2019	53
Air Products Stock Beneficially Owned by Officers and Directors	54
Section 16(a) Beneficial Ownership Reporting	55

ADDITIONAL INFORMATION

ADDITIONAL INFORMATION	56
Questions and Answers on Voting and the Annual Meeting	56
Appendix A	A-1
Appendix B	B-1
Driving Directions to Air Products and Chemicals, Inc. Corporate Headquarters	

Proxy Statement

We have provided you this Notice of Annual Meeting and proxy statement because the Board of Directors (the “Board”) of Air Products and Chemicals, Inc. (the “Company” or “Air Products”) is soliciting your proxy to vote at the Company’s Annual Meeting of Shareholders on January 23, 2020 (the “Annual Meeting”). This proxy statement contains information about the items to be voted on at the Annual Meeting and information about the Company. Instructions on how to access this proxy statement and our 2019 Annual Report to Shareholders on the Internet or paper copies of the proxy statement and Annual Report are first being sent to shareholders on or about December 11, 2019.

Message to Our Shareholders

December 11, 2019

Dear Fellow Shareholder:

On behalf of the Board of Directors, I am pleased to invite you to attend the 2020 Annual Meeting of Shareholders of Air Products and Chemicals, Inc. to be held at 2:00 p.m. (Eastern Time), Thursday, January 23, 2020, at the Company's headquarters at 7201 Hamilton Boulevard, Allentown, Pennsylvania. Admission procedures are explained in the attached proxy statement, and directions appear on the last page of these materials. We have arranged to keep parking and navigating our facilities easy for you. I hope you will be able to join us.

Attached you will find a Notice of Annual Meeting and proxy statement that contains additional information, including the items of business and methods you can use to vote your proxy, such as the telephone or Internet. Your vote is important. I encourage you to sign and return your proxy card or use Internet, mobile device or telephone voting prior to the meeting, so that your shares of common stock will be represented and voted at the meeting, even if you cannot attend.

Over the past five years, we have transformed Air Products into the best performing industrial gas company in the world, and we are very proud of that. As we execute against our strategic Five-Point Plan, we are creating sustainable growth opportunities to deliver value to our shareholders, customers, employees and communities around the world.

Our core competency at Air Products is our ability to design, engineer, build and operate complex industrial gas facilities. As we move forward, we have significant opportunities—today, tomorrow and the day after tomorrow—to help solve the world's urgent environmental issues through large-scale gasification, carbon capture and hydrogen for mobility solutions.



"I have always been someone who likes the dreams of the future more than the history of the past. Together, our gasification, carbon capture and hydrogen for mobility efforts will help us fulfill our dreams of the future—to solve the urgent environmental issues of our world."

All the best,

Seifi Ghasemi

Chairman, President and Chief Executive Officer

Gasification is a more environmentally friendly way to convert coal, petcoke and refinery residues into syngas, which can then be used to make higher value downstream products, such as fuels, chemicals or power. Technology strength is key in this area. With our technology acquisitions and the strategic path we have followed over the last several years, we are in a premier position, providing complete solutions developing, building, owning and operating large syngas projects.

Importantly, the carbon dioxide (CO₂) stream from gasification is capture ready. We see significant opportunities to capture CO₂ from these gasifiers and from hydrogen plants for use in enhanced oil recovery, storage and sequestration and dry reforming, particularly as supportive legislation continues to develop and comes into effect in different parts of the world. We are working on all of these areas and have significant ambition to be a leader in CO₂ solutions.

Today, we also have a strong position in hydrogen fueling systems and infrastructure, and we see great potential in the years ahead to extend our business and offerings into a wider scope of mobility markets. We are scaling up our infrastructure, technology capabilities and resources to truly make our mark in hydrogen for mobility in the years to come.

I have always been someone who likes the dreams of the future more than the history of the past. Together, our gasification, carbon capture and hydrogen for mobility efforts will help us fulfill our dreams of the future—to solve the urgent environmental issues of our world.

I am very proud of what we have accomplished so far, and I look forward to meeting with fellow shareholders in January to answer your questions.

Notice of Annual Meeting of Shareholders

Logistics



Date and Time

Thursday, January 23, 2020
2:00 p.m. (Eastern Time)



Location

Corporate Headquarters
Auditorium
7201 Hamilton Boulevard
Allentown, PA 18195



Record Date

Shareholders of record at the close of business on November 29, 2019 are entitled to receive this notice and to vote at the meeting.



Admission

Free parking will be available. Admission procedures are explained on page 59. Directions appear on the last page of this proxy statement.

Important Notice Regarding Internet Availability of Proxy Materials for the Air Products and Chemicals, Inc. 2020 Annual Meeting of Shareholders To Be Held on January 23, 2020:

Our proxy statement and 2019 Annual Report to Shareholders are available at www.proxyvote.com.

Items of Business

Company Proposals	Board Vote Recommendation	Votes Required	Page
Proposal 1. Elect the eight nominees proposed by the Board of Directors as directors for a one-year term ending in 2021.	✓ FOR	Majority of Votes Cast	1
Proposal 2. Conduct an advisory vote on executive officer compensation.	✓ FOR	Majority of Votes Cast	19
Proposal 3. Ratify the appointment of Deloitte & Touche LLP as the Company's independent registered public accounting firm for the fiscal year ending September 30, 2020.	✓ FOR	Majority of Votes Cast	50

Shareholders will also attend to such other business as may properly come before the meeting or any postponement or adjournment of the meeting.

How to Vote

Shareholders of Record (shares registered in your name with the Company's transfer agent) and Retirement Savings Plan Participants:



Internet

www.proxyvote.com



Mobile Device

Scan the QR Code to vote using



Telephone

1-800-690-6903



Mail

Complete, sign and mail your proxy card or voting instruction form in the self-addressed envelope provided.



In Person

For instructions on attending the 2020 Annual Meeting in person, please see page 59.

Street Name Holders (shares held through a broker, bank or other nominee): Refer to voting instruction form.

Important

Whether you plan to attend the meeting or not, please submit your proxy as soon as possible in order to avoid additional soliciting expense to the Company. The proxy is revocable and will not affect your right to vote in person if you attend the meeting.

By order of the Board of Directors,

Sean D. Major

Executive Vice President, General Counsel and Secretary
December 11, 2019

Proxy Statement Highlights

This section summarizes information contained elsewhere in the proxy statement. These highlights do not contain all the information that you should consider before voting or provide a complete description of the topics covered. Please read the entire proxy statement before voting.

Fiscal 2019 Company Performance Highlights

Financial Performance

EARNINGS PER SHARE



↑ Increased 20%
over fiscal 2018.

ADJUSTED EARNINGS PER SHARE¹



↑ Increased 10%
over fiscal 2018.

NET INCOME



↑ Increased 18%
over fiscal 2018.

ADJUSTED EBITDA¹



↑ Increased 11%
over fiscal 2018.



Safety Performance

Although the Company did not achieve its safety objectives in fiscal 2019, our safety record has improved significantly since fiscal year 2014, with a 63% improvement in the employee lost time injury rate and 22% improvement in the employee recordable injury rate over that time.



Operational Performance

The Company continued to execute its gasification strategy, including major projects in Saudi Arabia and China, and completed an acquisition of gasification technology from General Electric.



Returns to Shareholders

The Company returned nearly \$1 billion to shareholders through dividends, increasing dividends for the 37th consecutive year.

¹ This is a non-GAAP financial measure. See Appendix A for a reconciliation to the most directly comparable financial measure calculated under GAAP.

Sustainability at Air Products

Providing innovative solutions through deeply-rooted values



Grow

responsibly through sustainability-driven opportunities that benefit our customers and our world.



We help customers improve their sustainability performance through higher productivity, better quality products, reduced energy use and lower emissions.



Conserve

resources and reduce environmental footprints through cost-effective improvements.



We set aggressive environmental performance goals for greenhouse gas emissions, energy, water and our fleet. We measure our progress to continually improve our operations.



Care

for our employees, customers and communities — protecting our ability to operate and grow.



We continue to nurture a culture of safety, simplicity, speed and self-confidence.

Our goal is zero accidents and zero incidents. We are committed to developing our people, supporting our communities, engaging suppliers and upholding our integrity.



The Company was named to the Dow Jones Sustainability Index (North America), FTSE4Good Index, Ethibel Sustainability Index (Excellence Global) and Corporate Responsibility Magazine's 100 Best Corporate Citizens in 2018 and 2019. For the Company's diversity and inclusion initiatives, it was selected for the 2019 Bloomberg Gender-Equality Index (GEI) for its commitment to transparency and advancing women's equality, and as a Corporate Equality Index Best Place to Work for LGBT Equality in 2018 and 2019.

Voting Roadmap

PROPOSAL

1

Elect the eight nominees proposed by the Board of Directors as directors for a one-year term ending in 2021.











The Board recommends a vote “FOR” each of the eight nominees.

» Page 1

The individuals nominated for election to the Board are all current directors and possess a broad range of qualifications and skills that facilitate strong oversight of Air Products’ management and strategy. Our directors have diverse backgrounds and experiences and have demonstrated a commitment to strong corporate governance, shareholder engagement and sustainability.

Director Nominees

Name and Current or Previous Position	Diverse	Tenure (Full Years)	Committees			
			AF	CGN	E	MDC
 Susan K. Carter - Independent Senior Vice President and Chief Financial Officer of Ingersoll-Rand Public Limited Company	✓	8	○			○
 Charles I. Cogut - Independent Retired Partner, Simpson, Thacher & Bartlett LLP		4	○	○		
 Chadwick C. Deaton - Independent Retired Chairman and Chief Executive Officer of Baker Hughes Incorporated		9		●	○	○
 Seifollah Ghasemi Chairman, President and Chief Executive Officer of Air Products and Chemicals, Inc.	✓	6			●	
 David H.Y. Ho - Independent Chairman and Founder of Kiina Investment Ltd.	✓	6	○			○
 Margaret G. McGlynn - Independent Retired President, Merck & Co. Inc. Global Vaccine and Infectious Disease Division and Retired President and Chief Executive Officer of International AIDS Vaccine Initiative	✓	14		○		○
 Edward L. Monser - Independent Retired President and Chief Operating Officer, Emerson Electric Co.		6	○		○	●
 Matthew H. Paull - Independent Retired Senior Executive Vice President and Chief Financial Officer of McDonald’s Corporation		6	●	○	○	

AF Audit and Finance

CGN Corporate Governance and Nominating

● Chair

E Executive

MDC Management Development and Compensation

○ Member

Board Snapshot

Independence

88%

Independent



7 Independent

1 Not Independent

Diversity

50%

Diverse



4 Diverse

4 Other

Tenure

7.4 years

Average Tenure



1 Newer Director (5 years or less)

6 Medium-Tenured Directors (6 to 10 years)

1 Experienced Director (10+ years)

Director Qualifications and Skills

The Board possesses a broad range of qualifications and skills that facilitate strong oversight of Air Products' management and strategy. The following matrix identifies the primary skills that the Corporate Governance and Nominating Committee and the Board considered in connection with the re-nomination of the current directors.*

	Carter	Cogut	Deaton	Ghasemi	Ho	McGlynn	Monser	Paull
Accounting/Financial Reporting	●	●			●		●	●
Corporate Governance	●	●	●	●		●	●	●
Diverse Director	●			●	●	●		
Electronics Industry	●		●	●	●	●	●	
Executive Leadership	●		●	●	●	●	●	●
Finance and Capital Management	●		●	●	●			●
Government Experience	●		●	●	●	●	●	
Industry/Operations	●		●	●			●	●
Information Technology	●		●		●			
International Experience	●	●	●	●	●	●	●	●
Investor Relations	●		●	●			●	●
Legal		●						
Logistics Experience	●		●				●	●
Mergers & Acquisitions	●	●	●	●		●	●	●
Oil and Gas Experience	●		●	●			●	
Technology	●		●		●	●	●	

* The absence of a mark does not necessarily indicate that the director does not possess that qualification or skill.

Shareholder Engagement

The Board believes that fostering long-term relationships with shareholders, listening to their concerns and maintaining their trust and goodwill is a prerequisite to good governance.

Management conducts extensive engagements with key shareholders.

These engagements include discussions about governance, compensation and safety, as well as financial and operational matters, to ensure that management and the Board understand and address the issues that are important to our shareholders.

The Board oversees the discharge by management of shareholder communication and engagement and receives regular reports on shareholder comments and feedback. The Board is open to dialogue on issues of interest to significant shareholders.

The Board also specifically seeks to understand any significant voting trends on the Company's executive officer compensation program and other governance matters.

Following discussions with shareholders, in November 2019 the Board amended our Bylaws to implement "shareholder proxy access". This will allow a shareholder, or group of up to 20 shareholders, who meet certain ownership and procedural requirements to nominate up to two candidates or, if greater, up to 20% of the number of directors then serving on the Board using our proxy statement. This proxy access provision will first be effective for director elections at the 2021 Annual Meeting.

Sustainability

The Board of Directors has accountability for oversight of our environmental and safety performance, which it reviews at least quarterly. The Corporate Governance and Nominating Committee has responsibility for monitoring our response to important public policy issues, including sustainability, which is reviewed on a routine basis. Business ethics, climate change and talent management are key subjects related to sustainability that are discussed by the Board. The Board also reviews our progress against our 2020 Sustainability Goals, which were established in 2016 for achievement by 2020. Our 2020 Sustainability Goals are focused on growing our business through products that benefit people and the environment, conserving resources and reducing our environmental footprint and caring for our employees, customers and communities. We are currently engaged in developing sustainability goals that will apply after fiscal 2020. Further, the Management Development and Compensation Committee has structured our executive compensation program to balance financial results with other Company values such as sustainability, safety, diversity and ethical conduct. We also engage with our shareholders on sustainability matters.

For information about how we manage sustainability, including our 2020 Sustainability Goals, and to access our 2019 Sustainability Report, please visit the sustainability page of our website.



2019 Corporate Sustainability Report*
www.airproducts.com/company/Sustainability.aspx

* The information on the sustainability webpage is not incorporated by reference into, and does not form part of, this proxy statement.

PROPOSAL

2

Conduct an advisory vote on executive officer compensation.



The Board recommends a vote “FOR” this item.

>> Page 19

As described in the Compensation Discussion and Analysis, our executive officer compensation program has been designed to support our long-term business strategies and drive creation of shareholder value. It is aligned with the competitive market for talent, sensitive to Company performance and oriented to long-term incentives to maintain and improve the Company’s long-term profitability. We believe our program delivers reasonable pay that is strongly linked to Company performance.

Fiscal 2019 Compensation Highlights

- **Median Pay Program.** The executive officer compensation program is designed to deliver compensation that approximates the median for one or more carefully selected peer groups and that exceeds the median when performance exceeds expectations. Based on Mr. Ghasemi’s superior performance across his tenure with Air Products, the Management Development and Compensation Committee determined that it was appropriate to increase the long-term incentive compensation opportunity of our Chief Executive Officer (“CEO”) for fiscal 2019 from \$8,500,000 to \$10,000,000. Mr. Ghasemi’s pay was set to approximate the 75th percentile of the market.
- **Shareholder Focused Performance Metrics.** Fiscal 2019 executive officer incentive compensation performance metrics support the Company’s priorities for creation of shareholder value.

Say on Pay Support

At the January 2019 Annual Meeting of Shareholders, our shareholders supported the Company’s executive officer compensation program by a vote of approximately

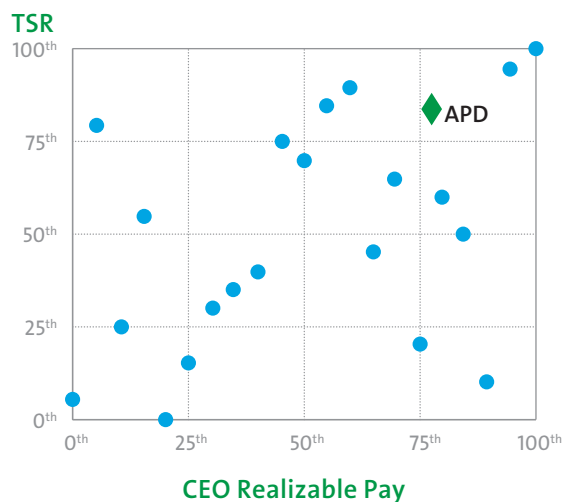
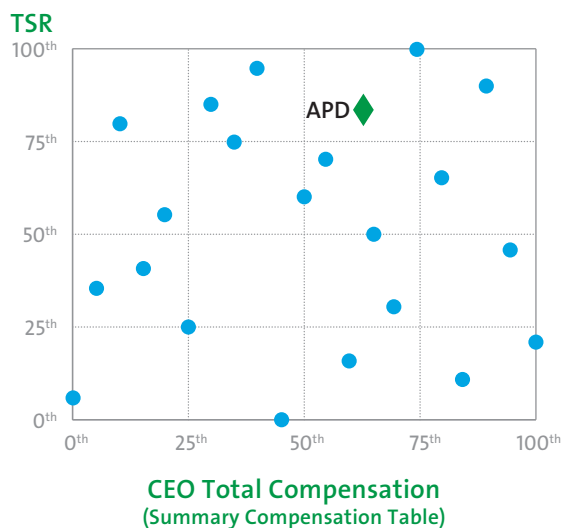
97.25% of the votes cast.

Below is a summary of the components of direct compensation for fiscal 2019 delivered to our CEO and our other named executive officers.

	Type	CEO Target	Other Named Executive Officer Target	Key Terms
Short-Term	Base Salary			• Target at market median with adjustment based on level of responsibility, experience and individual performance
	Annual Incentive			<ul style="list-style-type: none"> • Target payout references market median • Actual payout driven by adjusted EPS • 8% Growth required for target payout
Long-Term	Long-Term Incentives			• Target value based on market median for long-term incentives
	Performance Shares			<ul style="list-style-type: none"> • Actual payout based on relative total shareholder return (“TSR”) over three-year performance period • 50th percentile required for target payout
	Restricted Stock Units			<ul style="list-style-type: none"> • Actual value determined by shareholder returns during vesting period • Vest over four-year period

Pay and Performance Alignment

Below is the Equilar Inc. Pay for Performance Profile for the 2016-2018 reported periods comparing Air Products' CEO compensation and TSR to that of the members of the S&P 500 Basic Materials Sector for the past three years (reflecting TSR for calendar years 2016-2018 and Summary Compensation Table total compensation for CEOs and CEO Conference Board Realizable Pay for fiscal years ending with or within calendar years 2016-2018).



Compensation Governance Best Practices

The Management Development and Compensation Committee recognizes that shareholders want assurance that the processes for determining and paying executive officer compensation reflect thoughtful stewardship of the Company's resources. The Committee has adopted the following practices, among others, to demonstrate its commitment to this principle:

COMPENSATION GOVERNANCE HIGHLIGHTS

- ✓ Independent directors make final compensation decisions pertaining to executive officers.
- ✓ The Committee is advised by an independent compensation consultant.
- ✓ Executive sessions are held at all Board and Committee meetings.
- ✓ Compensation is targeted at median for similar industrial companies.
- ✓ Stringent stock ownership guidelines for directors.
- ✓ Executive officers are prohibited from hedging or pledging Company stock.
- ✓ Consistent administration of performance goals and formulas.
- ✓ Annual review of dilution and burn rate relative to peers.
- ✓ Double-trigger change in control arrangements.
- ✓ Clawback Policy adopted to combat executive officer misconduct and reclaim certain awards and incentives.

PROPOSAL

3

Ratify the appointment of Deloitte & Touche LLP as the Company's independent registered public accounting firm for the fiscal year ending September 30, 2020.



The Board recommends a vote "FOR" this item.

» Page 50

The Audit and Finance Committee selected Deloitte & Touche LLP ("Deloitte") as our independent registered public accounting firm for fiscal 2020. The Board believes that the engagement of Deloitte as our independent registered public accounting firm for fiscal 2020 is in the best interests of shareholders and is submitting the appointment of Deloitte to our shareholders for ratification as a matter of good corporate governance.

In fiscal 2018 the Audit and Finance Committee of the Board of Directors conducted a competitive process to select the Company's independent registered public accounting firm for the Company's 2019 fiscal year. Following review and evaluation of proposals from the firms participating in that process, the Audit and Finance Committee approved the engagement of Deloitte, which conducted its first audit of our financial statements for our fiscal year ended September 30, 2019. This proposal requests that our shareholders ratify the Audit and Finance Committee's appointment of Deloitte as our independent registered public accounting firm for the fiscal year ending September 30, 2020.

Corporate Governance at Air Products

PROPOSAL

1

Election of Directors

The Board currently has eight directors. The Board has nominated the eight incumbent directors for election to the Board for the terms expiring at the 2021 Annual Meeting following the election and qualification of their successors: Susan K. Carter, Charles I. Cogut, Chadwick C. Deaton, Seifollah (“Seifi”) Ghasemi, David H.Y. Ho, Margaret G. McGlynn, Edward L. Monser and Matthew H. Paull. Biographical information on these nominees and a description of their qualifications to serve as directors appears beginning on page 3. Each nominee elected as a director is expected to continue in office until his or her term expires or until his or her earlier retirement, resignation, removal or death.

Each of the nominees has consented to be named in this proxy statement and has agreed to serve if elected. If a nominee is unavailable for election at the time of the Annual Meeting, the Company representatives named on the proxy card will vote for another nominee proposed by the Board or, as an alternative, the Board may reduce the number of directors on the Board.



The Board recommends a vote “FOR” the election of Ms. Carter, Mr. Cogut, Mr. Deaton, Mr. Ghasemi, Mr. Ho, Ms. McGlynn, Mr. Monser and Mr. Paull.

All of the individuals nominated for election to the Board are current directors and possess a broad range of qualifications and skills that facilitate strong oversight of Air Products’ management and strategy. Our directors have diverse backgrounds and experiences and have demonstrated a commitment to strong corporate governance, shareholder engagement and sustainability.

The Board of Directors

Selection of Directors

The Board has established the following minimum qualifications for all non-management directors:

✓ Business experience	✓ Integrity	✓ Absence of any potential conflicts with the Company’s interests
✓ Judgment	✓ Ability to commit sufficient time and attention to the activities of the Board	✓ An ability to represent the interests of all shareholders
✓ Independence		

While the Board has not adopted a formal policy on diversity, the Corporate Governance Guidelines (the “Guidelines”) provide that, as a whole, the Board should include individuals with a diverse range of experiences to give the Board depth and breadth in the mix of skills represented. The Board seeks to include an array of skills, perspectives and experience in its overall composition. This mandate is implemented by seeking to identify candidates that bring diverse skill sets, backgrounds and experiences, including ethnic, gender and geographic diversity, to the Board when director candidates are needed. The Board believes its current members reflect a diverse array of skills, perspectives and experience, as well as ethnic, gender and geographic diversity. For additional information, please refer to our directors’ skills matrix on page vi above and Board Composition on page 2.

Board Composition

The Board is composed of a diverse group of leaders in their respective fields. Our directors have leadership experience at major domestic and international companies with operations inside and outside the United States. Our directors also have experience on other companies' boards, which provides an understanding of different business processes, challenges, strategies and approaches to problem-solving. Our directors have substantial experience in key aspects of our operations, finance and capital management and government relations, as well as in the market sectors we serve, including the energy, electronics and chemicals industries. Our directors also possess extensive experience in functional areas that are important to the execution of their oversight responsibilities, including corporate governance, accounting and financial reporting, information technology, mergers and acquisitions, investor relations and legal affairs. We believe all of our directors have personal traits such as candor, integrity, commitment and collegiality that are essential to effective corporate governance.

Board Snapshot

Independence
88%

Independent



7 Independent

1 Not Independent

Diversity
50%

Diverse



4 Diverse

4 Other

Tenure
7.4 years

Average Tenure




1 Newer Director (5 years or less)

6 Medium-Tenured Directors (6 to 10 years)


1 Experienced Director (10+ years)

Board Qualifications and Skills

The Board believes that it is desirable that the following experience, qualifications and skills be possessed by one or more of Air Products' Board members because of their particular relevance to the Company's business and strategy.

 Accounting/
Financial Reporting



 Executive Leadership



 Information Technology




 Logistics Experience



 Corporate Governance



 Finance and Capital
Management



 International Experience



 Mergers & Acquisitions



 Diverse Director



 Government Experience



 Investor Relations



 Oil and Gas Experience



 Electronic Industry



 Industry/Operations



 Legal



 Technology



Director Biographies

Information follows about the age and business experience of the director nominees and the particular experience, qualifications, attributes and skills that led the Board to conclude that each director should serve as a director. All of the nominees are currently directors.



Age **61**

Director Since **2011**

Committees

Audit and Finance

Management

Development and

Compensation

Susan K. Carter Independent

Senior Vice President and Chief Financial Officer of Ingersoll-Rand Public Limited Company

Background

Susan K. Carter is Senior Vice President and Chief Financial Officer of Ingersoll-Rand Public Limited Company, a diversified industrial company. She joined Ingersoll-Rand in September 2013. Prior to joining Ingersoll-Rand, Ms. Carter served as Executive Vice President and Chief Financial Officer of KBR, Inc. from 2009 to 2013, as Executive Vice President and Chief Financial Officer of Lennox International Inc. from 2004 to 2009 and as Vice President and Chief Accounting Officer of Cummins, Inc. from 2002 to 2004. She also has held senior financial and accounting roles at Honeywell International Inc., DeKalb Corporation and Crane Co. Ms. Carter received a Bachelor's degree in Accounting from Indiana University and received a Master's degree in Business Administration from Northern Illinois University. She is a Certified Public Accountant.

Qualifications

Ms. Carter has significant experience in financial reporting, information technology, accounting, finance and capital management, investor relations and international operations due to her experience as chief financial officer for a series of global publicly held corporations. Her background provides the Board with broad expertise in international financial and operational issues, as well as significant understanding of financial reporting issues.



Age **72**

Director Since **2015**

Committees

Audit and Finance

Corporate

Governance and

Nominating

Charles I. Cogut Independent


Retired Partner, Simpson Thacher & Bartlett LLP

Background

Charles "Casey" Cogut is a retired partner of Simpson Thacher & Bartlett LLP ("STB"). Mr. Cogut joined the New York-based law firm in 1973 and served as partner in STB from 1980 to 2012 and as a Senior Mergers and Acquisitions Counsel at STB from 2013 to 2016. For many years he was a leading member of STB's merger and acquisitions and private equity practices. He specialized in domestic, international and cross-border mergers and acquisitions, the representation of special committees of boards of directors, and buyouts and other transactions involving private equity firms. In addition, he regularly advised boards of directors with respect to corporate governance matters and fiduciary responsibilities. From 1990 to 1993, he served as senior resident partner in the firm's London office. Mr. Cogut received his J.D. in 1973 from the University of Pennsylvania Law School after graduating summa cum laude from Lehigh University in 1969. He is a member of the Board of Overseers of the University of Pennsylvania Law School. He also is a director of The Williams Companies, Inc. and a Vice Chair of the Board of Trustees and a member of the Executive Committee of Cold Spring Harbor Laboratory. He was formerly a director of Patheon N.V.

Qualifications

Mr. Cogut brings to the Board expertise in corporate governance and fiduciary responsibilities of directors. He also has extensive experience in multi-jurisdictional mergers and acquisitions and other complex transactions. He has been recognized as one of the leading corporate lawyers in the United States.

Age **67**Director Since **2010****Committees**Corporate
Governance and
Nominating
(Chair)

Executive

Management
Development and
Compensation**Chadwick C. Deaton** Independent, Lead Director

Retired Chairman and Chief Executive Officer of Baker Hughes Incorporated

Background

Chadwick “Chad” Deaton is the retired Chairman of Baker Hughes Incorporated, an oilfield services and products provider with operations in over 90 countries. He joined Baker Hughes in 2004 and served as Chairman and Chief Executive Officer through 2011. He became Executive Chairman in January 2012 and retired from that position in April 2013. Previously, Mr. Deaton was President and Chief Executive Officer of Hanover Compressor Company (now Exterran Holdings, Inc.) and Senior Advisor and Executive Vice President of Schlumberger Oilfield Services. Mr. Deaton is a director of CARBO Ceramics, Inc. and Marathon Oil Corporation and Chairman of Transocean Ltd. He is also a former director of Hanover Compression Company and Baker Hughes. He is a director of Houston Achievement Place, a member of the Society of Petroleum Engineers and the Governor of Wyoming’s Engineering Task Force for the University of Wyoming. He also serves as a director for the University of Wyoming Foundation. Mr. Deaton earned a Bachelor’s degree in Geology from the University of Wyoming.

Qualifications

As a former chairman and chief executive officer of a public company with global operations, Mr. Deaton brings to the Board international business experience and executive leadership experience in operations, technology, talent management and corporate governance. In addition, his 30-year career in the petrochemicals and energy businesses provides him with expertise in key customer segments for the Company.

Age **75**Director Since **2013****Committees**

Executive (Chair)

Seifollah (“Seifi”) Ghasemi

Chairman, President and Chief Executive Officer of the Company

Background

Prior to joining Air Products, from 2001 to 2014, Mr. Ghasemi served as Chairman and Chief Executive Officer of Rockwood Holdings, Inc., a global leader in inorganic specialty chemicals and advanced materials that was acquired by Albemarle Corporation in January 2015. From 1997 to 2001, he held leadership roles at GKN, a global industrial company, including positions as director of the Main Board of GKN, plc and Chairman and Chief Executive Officer of GKN Sinter Metals, Inc. and Hoeganes Corporation. Earlier in his career, Mr. Ghasemi spent nearly 20 years with The BOC Group (an industrial gas company that is now part of Linde AG) in positions including director of the Main Board of BOC Group, plc, President of BOC Gases Americas and Chairman and Chief Executive Officer of BOC Process Plants, Ltd. and Cryostar. He is a former director of Rockwood Holdings, Inc. and EnerSys. Mr. Ghasemi also served as non-executive Chairman of Versum Materials, Inc. (“Versum”) until its acquisition by Merck KGaA on October 7, 2019. Mr. Ghasemi earned his undergraduate degree from Abadan Institute of Technology and holds a Master’s degree in Mechanical Engineering from Stanford University. Mr. Ghasemi also was awarded an honorary Doctor of Science degree from Lafayette College.

Qualifications

Mr. Ghasemi brings to the Board strong leadership and extensive management and operating experience, including deep experience in the industrial gases and specialty chemicals industries, and a solid understanding of key end markets for the Company. His prior executive leadership of an international chemical company also provides substantial experience in governance and portfolio management, strategic planning, talent management and international operations. He provides the Board with candid insights into the Company’s industry, operations, management team and strategic opportunities and threats.



Age **60**

Director Since **2013**

Committees

Audit and Finance

Management
Development and
Compensation

David H.Y. Ho Independent

Chairman and Founder of Kiina Investment Ltd.

Background

David H.Y. Ho is Chairman and Founder of Kiina Investment Ltd., a venture capital firm that invests in start-up companies in the technology, media and telecommunications industries. Mr. Ho previously served as Chairman of Greater China for Nokia Siemens Networks, President of Greater China for Nokia Corporation and Senior Vice President of the Nokia Networks Business Group. He has also held senior leadership roles with Nortel Networks and Motorola in China and Canada. Mr. Ho currently serves as a member of the board of directors of two public companies, nVent Electric plc and Qorvo, Inc. He also serves as a member of the board of directors of two state-owned enterprises in China, China COSCO Shipping Corporation and China Mobile Communications Corporation, and also serves on the board of directors of DBS Bank Hong Kong Limited, the Hong Kong subsidiary of DBS Group Holdings. Mr. Ho previously served as a director of Pentair plc prior to the separation of its electrical business now held by nVent Electric plc, a director of Triquent Semiconductor, Inc. prior to its merger with R. F. Micro Devices to form Qorvo, Inc. and as a director of China Ocean Shipping Company prior to its merger with China Shipping Group. Mr. Ho also previously served as a director of Dong Fang Electric Corporation and Owens Illinois, Inc. He holds a Bachelor's degree in Engineering and a Master's degree in Management Sciences from the University of Waterloo in Canada.

Qualifications

Mr. Ho has extensive experience establishing and building businesses in China and in international joint venture operations, government relations and Asian operations and marketing. His background brings significant value to the Company as we execute on our Asian strategy. He also has executive leadership experience in the electronics and technology industries, which are key customer segments for the Company.



Age **60**

Director Since **2005**

Committees

Corporate
Governance and
Nominating

Management
Development and
Compensation

Margaret G. McGlynn Independent

Retired President, Merck & Co., Inc. Global Vaccine and Infectious Disease Division, and Retired President and Chief Executive Officer, International AIDS Vaccine Initiative

Background

Margaret G. McGlynn is the retired President of the Global Vaccine and Infectious Disease Division of Merck & Co., a global pharmaceutical company, where she worked for 26 years until her retirement in 2009. Following retirement, she served as President and Chief Executive Officer of International AIDS Vaccine Initiative, a global not-for-profit, public-private partnership working to accelerate the development of vaccines to prevent HIV infection and AIDS. She joined its board of directors in 2010 and served as President and Chief Executive Officer from 2011 until her retirement in 2015. As President of the Global Vaccine and Infectious Disease Division of Merck & Co., Inc., from 2006 until her retirement in 2009, she was responsible for a portfolio of more than \$7 billion in global sales. She led the introduction of several new vaccine products and anti-infective therapies, expanded Merck's vaccine and infectious disease business globally and launched several initiatives to provide access to its vaccines and HIV therapies in the developing world. While at Merck, she also led several other divisions, including U.S. Human Health and Hospital and Specialty Products and Global Marketing. Ms. McGlynn is a director of Amicus Therapeutics, Inc. and Vertex Pharmaceuticals, Inc. She formerly served as a director of Quidel Diagnostics. She earned a Bachelor's degree in Pharmacy and a Master's of Business Administration in Marketing from State University of New York at Buffalo.

Qualifications

From her management of a global business and service as chief executive officer of a global organization, Ms. McGlynn brings extensive experience in government relations and public policy, international marketing, mergers and acquisitions and talent management. She has expertise in productivity and a deep understanding of the healthcare business, an important customer segment for the Company. Her service on other boards also provides financial and governance experience.



Age 69

Director Since 2013

Committees

Audit and Finance

Executive

Management
Development and
Compensation
(Chair)**Edward L. Monser** Independent

Retired President and Chief Operating Officer of Emerson Electric Co.

Background

Mr. Monser was the President of Emerson Electric Co., a global industrial controls products company, from 2010 until his retirement in 2018. At the time of his retirement, Mr. Monser had more than 30 years of experience in senior operational positions at Emerson and played key roles in globalizing the company, having held increasingly senior positions, including Chief Operating Officer from 2001 to 2015 and President of its Rosemount Inc. subsidiary from 1996 to 2001, as well as holding various operations, new product development, engineering and technology positions. Mr. Monser currently serves as a director of Vertiv, a private company that provides equipment and services for datacenters, and Canadian Pacific Railway Ltd. He was Vice Chairman of the U.S.-India Strategic Partnership Forum and a member of the Economic Development Board for China's Guangdong Province and a former director and Vice Chairman of the U.S.-China Business Council. He holds a Bachelor's degree in Electrical Engineering from the Illinois Institute of Technology and a Bachelor's degree in Education from Eastern Michigan University.

Qualifications

As former president and chief operating officer of a premier global industrial organization, Mr. Monser provides the Board with a solid understanding of industrial operations, supply chain optimization and continuous improvement, extensive experience in international business operations, particularly in emerging markets, and a demonstrated capability in strategic planning and organizational development.



Age 68

Director Since 2013

CommitteesAudit and Finance
(Chair)Corporate
Governance and
Nominating

Executive

Matthew H. Paull Independent

Retired Senior Executive Vice President and Chief Financial Officer of McDonald's Corporation

Background

Mr. Paull was Senior Executive Vice President and Chief Financial Officer of McDonald's Corporation from 2001 until he retired from that position in 2008. Prior to joining McDonald's in 1993, he was a partner at Ernst & Young where he managed a variety of financial practices during his 18-year career and consulted with many leading multinational corporations. Mr. Paull currently serves as a director of Canadian Pacific Railway Ltd. and Chipotle Mexican Grill Inc. He was formerly a director of KapStone Paper and Packaging Corporation, WMS Industries Inc. and the lead director of Best Buy Co. He is a member of the Advisory Board of Pershing Square Capital Management, L.P. He also served as an advisory council member for the Federal Reserve Bank of Chicago. He holds a Master's degree in Accounting and a Bachelor's degree from the University of Illinois. He is a Certified Public Accountant.

Qualifications

Mr. Paull brings to the Board significant financial expertise with a deep understanding of financial markets, corporate finance, accounting and controls and investor relations. As a former chief financial officer of a multinational corporation, he also has extensive experience in international operations and marketing.

Director Independence

The Board has affirmatively determined that all of the Company's directors, except Mr. Ghasemi, qualify as independent under New York Stock Exchange ("NYSE") corporate governance listing standards. In determining independence, the Board determines whether directors have a material relationship with the Company that would interfere with the exercise of independent judgment in carrying out the responsibilities of directors. When assessing materiality, the Board considers all relevant facts and circumstances, including transactions between the Company and the director, family members of directors or organizations with which the director is affiliated. The Board further considers the frequency of and dollar amounts associated with any of these transactions and whether the transactions were in the ordinary course of business and were consummated on terms and conditions similar to those with unrelated parties.

In making its independence determination, the Board considers the specific tests for independence included in the NYSE listing standards. In addition, the Guidelines provide standards to assist in determining each director's independence that meet or exceed the NYSE independence requirements. The Guidelines provide that the following categories of relationships are immaterial for purposes of making an independence determination:

- sales or purchases of goods or services between the Company and a director's employer or an employer of a director's family member, which occurred more than three years prior to the independence determination or involved less than 1% of such employer's annual consolidated gross revenues, took place on the same terms and conditions offered to third parties or on terms and conditions established by competitive bid and did not affect the director's or family member's compensation;
- charitable contributions by the Company to an organization in which the director or his or her immediate family member serves as an executive officer, director or trustee that occurred more than three years prior to the independence determination, were made pursuant to the Company's matching contributions program or were less than the greater of \$1 million or 2% of the organization's gross revenues;
- membership of a director in the same professional association, social, fraternal or religious organization or club as an executive officer of the Company;
- a director's past matriculation at the same educational institution as an executive officer of the Company;
- a director's service on the board of directors of another public company on which an executive officer of the Company also serves as a director, except for prohibited compensation committee interlocks; and
- a director's service as a director, trustee or executive officer of a charitable or educational organization where an executive officer of the Company also serves as a director or trustee.

In accordance with NYSE listing standards, in affirmatively determining the independence of any director who will serve on the Management Development and Compensation Committee, the Board also specifically considers factors relevant to determining whether a director has a relationship to the Company, which is material to that director's ability to be independent from management in making judgments about the Company's executive compensation, including sources of the director's compensation and relationships of the director to the Company or senior management.

In addition, the Guidelines provide that no director may serve on the Audit and Finance Committee or Management Development and Compensation Committee of the Board if he or she has received within the past or preceding fiscal year any compensatory fee from the Company other than for Board or committee service; and no director may serve on the Management Development and Compensation Committee of the Board unless the director qualifies as an "outside director" under U.S. tax laws pertaining to deductibility of executive compensation.

On an annual basis, each member of the Board is required to complete a questionnaire designed in part to provide information to assist the Board in determining whether the director is independent under NYSE rules and the Guidelines. In addition, each director or potential director has an affirmative duty to disclose to the Corporate Governance and Nominating Committee any relationship he or she has (or any of his or her immediate family members have) with the Company or the executive officers of the Company.

The Corporate Governance and Nominating Committee reviews director relationships and transactions for compliance with the standards described above and makes a recommendation to the Board, which makes the independence determination. For those directors identified as independent, the Company and the Board are aware of no relationships or transactions with the Company or management, which would interfere with the exercise of independent judgment in carrying out the responsibilities of a director. Routine purchases and sales of products involving Ms. Carter's employer, Ingersoll-Rand (amounted to less than 1% of the Company's and Ingersoll-Rand's consolidated revenues).

Board Refreshment

Ongoing Assessment of Board Composition

The qualities and skills necessary for a specific director nominee are governed by the needs of the Company at the time the Corporate Governance and Nominating Committee determines to add a director to the Board. The specific requirements of the Company are determined by the Committee and are based on, among other things, the Company's current business, market, geographic and regulatory environments; the mix of perspectives, experience, backgrounds and competencies currently represented by the other Board members; diversity considerations; and the CEO's views as to areas in which management desires additional advice and counsel.



Identification of Candidates

When the need to recruit a non-management director arises, the Corporate Governance and Nominating Committee's standard process is to consult the other directors, the CEO and sometimes a third-party recruiting firm to identify potential candidates. Once a candidate is identified, the candidate screening process typically is conducted initially through an interview by one or more members of the Committee and the CEO.



Candidate Selection

After the initial interviews, the candidate meets with the full Corporate Governance and Nominating Committee for formal consideration and recommendation to the Board. Prior to nomination or election, an investigation is conducted to verify the candidate's reputation and background, the candidate's independence as measured by the Board's independence standards and other factors the Committee deems appropriate at the time.

Board Tenure Policy

To enable Board succession planning and refreshment, the Board has adopted a policy that a non-executive director may not continue to serve on the Board after the Annual Meeting following the earlier of his or her completion of 15 full years of service on the Board or attainment of age 75. The Board retains the flexibility to waive this policy, including in response to events or recruiting realities. At the time Mr. Ghasemi was recruited to become the Company's Chairman and CEO in 2014, the Board determined it would waive the age limit for him to enable him to remain a director during his employment. If reelected at the Annual Meeting, Ms. McGlynn will complete her 15th year of service in 2020. The Board has not made any determinations with respect to director nominations at the 2021 Annual Meeting or future application of the Board Tenure Policy to Ms. McGlynn.

Shareholder Nominations

The Corporate Governance and Nominating Committee has adopted a policy regarding its consideration of director candidates recommended by shareholders for nomination by the Board at an Annual Meeting and a procedure for submission of such candidates. The policy provides that candidates recommended by shareholders will be considered by the Committee. Submissions of candidates must be made in writing and must be received not later than 120 days prior to the anniversary date of the proxy statement for the prior Annual Meeting. The submission must also provide certain information concerning the candidate and the recommending shareholder(s), a statement explaining why the candidate has the qualifications required and consent of the candidate to be interviewed by the Corporate Governance and Nominating Committee and to serve if elected. A copy of the policy and procedure is available upon request from the Corporate Secretary's Office. Candidates recommended by shareholders in accordance with these procedures will be screened and evaluated by the Corporate Governance and Nominating Committee in the same manner as other candidates recommended by the Board.

In addition to the foregoing procedures for shareholder nomination, in November 2019, the Board amended our Bylaws to implement "shareholder proxy access", which allows a shareholder or group of shareholders meeting certain conditions to nominate director candidates for election at annual meetings of shareholders using our proxy statement. This provision allows a shareholder, or group of up to 20 shareholders, to nominate up to two director candidates or, if greater, up to 20% of the number of directors then serving on our Board. The shareholder or group must have owned continuously for at least three years a number of shares equal to at least three percent of our outstanding common stock measured as of the date we receive the nomination. A proxy access nomination must be made not earlier than 150 days and not later than 120 days prior to the anniversary date of the proxy statement for the prior Annual Meeting and contain certain information described above concerning the candidate and the nominating shareholder(s) as well as certain additional information required by our proxy access Bylaw. The number of director candidates who may be nominated under our proxy access Bylaw will be reduced by the number of director nominations made using the shareholder nomination process described above.

Board Responsibilities

Overview

Our business is managed by our employees under the direction and oversight of the Board. Among other responsibilities discussed below, the Board reviews, monitors and, where appropriate, approves fundamental financial and business strategies and major corporate actions. The Board of Directors is elected by shareholders to provide advice and counsel to and oversee management to ensure that the interests of the stockholders and other corporate constituents are being served with a view toward maximizing our long-term value.

Directors exercise their oversight responsibilities through discussions with management, review of materials management provides to them, visits to our offices and facilities and their participation in Board and committee meetings.

Risk Oversight

The CEO and other members of senior management are responsible for assessing and managing the Company's risk exposure, and the Board and its committees provide oversight in connection with those efforts.

The Board of Directors

Responsibility for risk oversight rests with the Board. The Board formally reviews the Company's risk management processes and policies periodically, including identification of key risks and associated monitoring, control and mitigation activities. The Board primarily exercises its risk oversight responsibility through meetings, discussions and review of management reports and proposals. Evaluation of risk is inherent in the Board's consideration of the Company's long-term strategies and in the transactions and other matters presented to the Board, including large capital expenditures, acquisitions and divestitures, cybersecurity, and safety, environmental and compliance updates. Committees help the Board carry out this responsibility by focusing on specific key areas of risk inherent in our business. All Board members are invited to attend most committee meetings, and Board members who do not attend committee meetings receive information about committee activities and deliberations.

Audit and Finance Committee

The Audit and Finance Committee oversees risks associated with financial and accounting matters, including legal and regulatory compliance, financial instruments, financial transactions, financial policies and strategies, pension funding, capital structure and the Company's financial reporting and internal control systems. The Audit and Finance Committee also has oversight of the Company's risk assessment and management process and associated monitoring, control and mitigation activities.

Corporate Governance and Nominating Committee

The Corporate Governance and Nominating Committee oversees risks associated with corporate governance, including Board structure, director succession planning and the allocation of authority between management and the Board.

Management Development and Compensation Committee

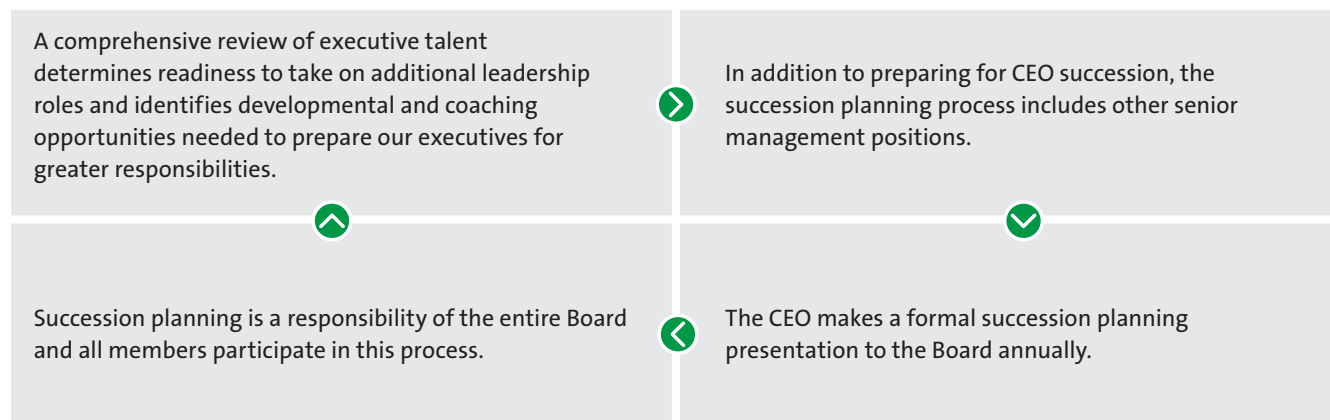
The Management Development and Compensation Committee helps ensure that the Company's executive compensation policies and practices support the retention and development of executive talent with the experience required to manage risks inherent to the business, while at the same time not encouraging or rewarding excessive risk-taking by our executives.

Management

Management is responsible for assessing and managing the Company's various risk exposures on a day-to-day basis, including the creation of appropriate risk management programs and policies.

Management Succession Planning

The Management Development and Compensation Committee of the Board, the CEO and our Human Resources organization maintain an ongoing focus on executive development and succession planning to prepare the Company for future success. The Board reviews organization and succession plans with our CEO at least annually. In addition, the Company has an emergency succession procedure for the CEO that is reviewed annually by the Board.



Shareholder Communications

Shareholders and other interested parties may communicate with the independent directors by sending a written communication in care of the Corporate Secretary to:



Air Products and Chemicals, Inc.

7201 Hamilton Boulevard
Allentown, PA 18195-1501

The Board has adopted a written procedure for collecting, organizing and forwarding direct communications from shareholders and other interested parties to the independent directors. A copy of the procedure is available upon request from the Corporate Secretary's Office.

Board Structure

Board Leadership Structure

The Board does not have a policy on whether the roles of Chairman of the Board and CEO should be separate or whether the Chairman of the Board should be independent. The Board determines which structure is in the best interest of the Company at any given time.

At present Mr. Ghasemi serves as both CEO and Chairman of the Board, and the Board also has an independent Lead Director. The Board decided to combine the CEO and Chairman roles because it has a high level of confidence in Mr. Ghasemi's leadership and willingness to work closely and transparently with the independent directors. The Board believes the Company is best served at this time by unified leadership of operations and oversight of the Company, which ensures that the Board and management act with common purpose. Finally, the Board is satisfied that the independent directors have ample opportunities to execute their responsibilities independently through numerous executive sessions held throughout the year at both the Board and committee levels. The independent directors also have substantial interactions with members of the management team other than the CEO and operate under the leadership of the Lead Director and the committee chairs. The responsibilities of the Lead Director are described below.

Lead Director

The Lead Director is elected annually by majority vote of the Board upon the nomination of the Corporate Governance and Nominating Committee.

Mr. Deaton has served as the Lead Director since 2014.

The Guidelines provide that the Lead Director's responsibilities include:

- presiding at executive sessions of the Board and any other time the Chairman is not present and communicating feedback to the CEO;
- determining the agenda for executive sessions of non-management directors; and
- possessing the principal authority to convene a meeting of independent directors.

Executive Sessions

The independent directors regularly meet without the CEO or other members of management in executive sessions that are scheduled to occur at each Board meeting. In addition, the CEO's performance review is conducted in executive session, and the Board committees regularly meet in executive session. Board executive sessions are led by the Lead Director, except for the executive session to conduct the CEO's performance review, which is led by the Chair of the Management Development and Compensation Committee.

Standing Committees of the Board

The Board has three standing committees, which operate under written charters approved by the Board: Audit and Finance; Corporate Governance and Nominating; and Management Development and Compensation. In accordance with NYSE listing standards, none of the directors who serve on these committees have ever been employed by the Company, and the Board has determined in its business judgment that all of them are "independent" from the Company and its management in accordance with the guidelines described above in "Director Independence" as well as with additional NYSE listing criteria that are applicable to members of the Audit and Finance and Management Development and Compensation Committees. The Company's Bylaws also provide for an Executive Committee, which is described below.

The charters of the Audit and Finance Committee, the Corporate Governance and Nominating Committee and the Management Development and Compensation Committee can be viewed on the Company website at www.airproducts.com/Company/governance/board-of-directors/committee-descriptions-and-charters.aspx and are available in print to any shareholder upon request.

Audit and Finance Committee

Members

- Matthew H. Paull (Chair)
- Susan K. Carter
- Charles I. Cogut
- David H.Y. Ho
- Edward L. Monser

The Board has determined that all of the Audit and Finance Committee members are “financially literate” and that Ms. Carter and Mr. Paull qualify as “audit committee financial experts” as defined by NYSE listing standards and U.S. Securities and Exchange Commission (“SEC”) regulations, respectively.

FY2019 Meetings: **7**

Committee Report: [Page 52](#)

Primary Responsibilities

- The Committee is directly responsible for the appointment, compensation, retention and oversight of the independent registered public accounting firm retained to audit the Company’s financial statements.
- The Committee provides oversight of the Company’s external financial reporting process, all systems and processes relating to the integrity of financial statements, internal audit process, programs for compliance with laws and regulations and our Code of Conduct and Business Ethics and enterprise processes for risk assessment and management.
- The Committee discusses with the Company’s Internal Audit function and independent registered public accounting firm the overall scope and plans for their respective audits. In addition, the Committee regularly meets with Internal Audit and the independent registered public accounting firm, with and without management present, to discuss the results of their audits, their evaluations of the Company’s internal controls, and the overall quality of the Company’s financial reporting.

Audit and Finance Committee Charter

- The Audit and Finance Committee operates under a written charter that is available on our website at the address provided on page 12.

Corporate Governance and Nominating Committee

Members

- Chadwick C. Deaton (Chair)
- Charles I. Cogut
- Margaret G. McGlynn
- Matthew H. Paull

FY2019 Meetings: **3**

Primary Responsibilities

- The Committee monitors and makes recommendations to the Board about corporate governance matters, including the Guidelines, codes of conduct, Board structure and operation, Board policies on director compensation and tenure, the meeting schedules of the Board and its committees, the charters and composition of the committees and the annual Board and committee performance assessment processes.
- The Committee has primary responsibility for identifying, recommending and recruiting nominees for election to the Board and recommending candidates for election as Lead Director.
- The Committee also reviews and monitors the Company’s crisis management procedures, government relations activities and response to significant public policy issues, including sustainability and other social responsibility matters.

Corporate Governance and Nominating Committee Charter

- The Corporate Governance and Nominating Committee operates under a written charter that is available on our website at the address provided on page 12.

Management Development and Compensation Committee

Members

- Edward L. Monser (Chair)
- Susan K. Carter
- Chadwick C. Deaton
- David H.Y. Ho
- Margaret G. McGlynn

FY2019 Meetings: **2**

Committee Report: **Page 20**

Primary Responsibilities

- The Committee establishes the executive officer compensation philosophy, design and strategy for the Company consistent with Company objectives and shareholder interests, determining CEO compensation and approving other executive officer compensation.
- The Committee approves performance objectives relevant to the compensation of the CEO, establishing the process for and leading the Board in evaluation of the performance of the Company's CEO and providing oversight of the CEO's evaluation of the performance of our other executive officers.
- The Committee oversees CEO succession planning and the development and evaluation of potential candidates for other executive officer positions.
- The Committee oversees the Company's overall management compensation program, the design and administration of management incentive compensation plans, including equity programs, and the design and administration of the Company's retirement and welfare benefit plans.

The Committee's charter permits it to delegate all or a portion of the authority granted to it by the Board to one or more Committee members, senior executives or subcommittees to the extent consistent with applicable laws, regulations and listing standards. The Company's Delegation of Authority Policy reserves for the Board and the Committee all compensation and staffing decisions with respect to executive officers except as specifically delegated. The Committee charter also permits the Committee to retain a third party compensation consultant as needed.

Management Development and Compensation Committee Charter

- The Management Development and Compensation Committee operates under a written charter that is available on our website at the address provided on page 12.

Executive Committee

Members

- Seifi Ghasemi (Chair)
- Chadwick C. Deaton
- Edward L. Monser
- Matthew H. Paull

FY2019 Meetings: **0**

Primary Responsibilities

The Executive Committee has the authority of the Board to act on most matters during intervals between Board meetings. It is usually convened to approve capital expenditures associated with a project in excess of the CEO's authority when a customer requires a commitment prior to the next Board meeting and a special meeting of the Board cannot be convened. All action taken by the Executive Committee since the last meeting of the Board is reported to the Board at its next meeting.

The Executive Committee meets only as needed when it is not feasible to convene the full Board. The Executive Committee does not have a written charter.

Board Practices, Processes and Policies

Board Meetings and Attendance

During fiscal 2019, there were 10 meetings of the Board. No director attended fewer than 75% of the combined total of meetings of the Board and the committees on which he or she was serving. In accordance with the Guidelines, all directors are expected to attend the Annual Meeting unless they have an emergency or unavoidable schedule conflict. All directors attended the last Annual Meeting.

Board Performance Evaluation

Each year the Board and its committees conduct self-evaluations of their performance. The evaluation format is established by the Corporate Governance and Nominating Committee. In fiscal 2019, the Committee introduced a new survey format for performing Board and committee self-evaluations designed to generate improved performance feedback. The surveys were tailored for the Board and each committee and addressed, among other things, the responsibilities set forth in our Corporate Governance Guidelines and the charters of the respective committees. The results of these surveys were discussed by the Board and committees, respectively. Individual directors are evaluated by the Corporate Governance and Nominating Committee at the time of nomination for reelection. This evaluation is conducted by a member of the Corporate Governance and Nominating Committee after soliciting input from other directors.

Corporate Governance Guidelines

The Board has adopted Corporate Governance Guidelines for the Company in order to establish and maintain practices to govern the Company in accordance with the interests of our shareholders. The Guidelines set forth the governance practices the Board follows, including Board leadership, director independence and qualifications, nomination and election of directors, director responsibilities, access to management, authority to retain independent advisors, director compensation, director orientation and education, as well as the CEO performance assessment, management succession planning and assessment of Board and committee performance.

The Board regularly reviews corporate governance developments and modifies the Guidelines as warranted.

The Guidelines are available on the Company's website at: www.airproducts.com/company/governance/board-of-directors/governance-guidelines.aspx and are available in print upon request.

Code of Conduct

The Company's Code of Conduct and Business Ethics (the "Code of Conduct") applies to all full and part-time employees of the Company and its subsidiaries and other affiliates, including our principal executive officer, principal financial officer and principal accounting officer, as well as our directors. The Code of Conduct addresses such topics as conflicts of interest, confidentiality, protection and proper use of Company assets and compliance with laws and regulations. The Code of Conduct was adopted in fiscal 2019 to replace prior codes of conduct in order to improve readability and communicate more clearly the Company's expectations regarding ethical business conduct. The Code of Conduct was also organized by subject matter to make it easier for Company personnel to find and apply applicable guidance.

The Code of Conduct can be found on the website at www.airproducts.com/company/governance/commitment-ethical-business/employee-code-of-conduct.aspx and is available in print upon request.

Transactions with Related Persons

The Company did not engage in any reportable related person transactions in fiscal 2019.

The Board recognizes that transactions with related persons can present actual or potential conflicts of interest and wants to ensure that Company transactions are based solely on the best interests of the Company and its shareholders. Accordingly, the Board has delegated responsibility to the Audit and Finance Committee to review transactions between the Company and related persons. The Audit and Finance Committee has adopted a written policy providing procedures for the review of related person transactions.

A related person transaction is a transaction between the Company and a director, executive officer or 5% or more shareholder, any of their respective immediate family members or a company or other entity in which any of these persons have a direct or indirect material interest. The policy specifically excludes certain types of transactions, which the Audit and Finance Committee deems to be immaterial. Pursuant to the Audit and Finance Committee policy, related person transactions must be preapproved by the Committee or, in the event of an inadvertent failure to bring the transaction to the Committee for preapproval, ratified by the Committee. In deciding whether to approve or ratify a related person transaction, the Committee considers the benefits of the transaction to the Company, the impact on a director's independence if a director or a director's family member or affiliate is involved, the availability of comparable sources for products and services, the terms of the transaction and terms available to third parties for similar transactions. The Audit and Finance Committee Chair is authorized to approve related person transactions when it is impractical or undesirable to wait until the next Committee meeting for approval. Such Chair-approved transactions must be reported to the Committee at the next meeting.

Compensation of Directors

In fiscal 2019, our directors received compensation as set forth in the chart below. There were no changes made to the compensation of non-employee directors in fiscal 2019.

Director Compensation Program	(\$)
Annual Deferred Stock Award (made immediately following Annual Meeting) ⁽¹⁾	150,000
Annual Cash Retainer	100,000
Lead Director Retainer	25,000
Audit and Finance Committee Chair Retainer	25,000
Management Development and Compensation Committee Chair Retainer	20,000
Corporate Governance and Nominating Committee Chair	15,000

⁽¹⁾ Directors elected to the Board after the Annual Meeting receive a prorated grant of deferred stock units based on the number of months remaining until the next annual meeting.

Our Corporate Governance and Nominating Committee periodically undertakes a review of non-employee director compensation. The most recent review was completed in fiscal 2019 when the Committee reviewed a competitive assessment of directors' compensation levels and practices among the Peer Reference Group described below on pages 33-34 as well as a broader industry component and survey data of companies with annual revenues between \$2.5 billion and \$10 billion. In connection with this review the Committee retained an external compensation consultant, Pearl Meyer & Partners, LLC ("Pearl Meyer"), to provide independent advice and benchmarking with respect to director compensation practices.

Prior to retaining Pearl Meyer, the Committee assessed its independence and concluded that there were no conflicts of interest that would prevent Pearl Meyer from independently advising the Committee. In making this determination, the Committee considered, among other things, the fees to be paid as a percentage of Pearl Meyer's consolidated revenues, policies and procedures established by Pearl Meyer to mitigate conflicts of interest, and the lack of business and personal relationships between Pearl Meyer team members and the Company's executive officers or Committee members. Aggregate fees paid to Pearl Meyer for director compensation consulting services rendered in fiscal 2019 were \$21,990.

As a result of this compensation review, the Committee determined that cash compensation, which was last adjusted in fiscal 2013, paid to the Company's directors was significantly below the median of the Peer Reference Group on both an individual and aggregated basis and that, as a result, total compensation was significantly below the median as well. The Committee recommended, and the Board approved, an increase in the annual cash retainer to \$120,000, beginning in fiscal 2020, which would position cash and total compensation closer to, but below, the median of the Peer Reference Group. This action is expected to maintain the competitiveness of the Company's director compensation program and accordingly strengthen our ability to recruit and retain qualified directors.

Directors may voluntarily defer all or a part of their cash retainers under the Deferred Compensation Program for Directors. At the election of each director, voluntarily deferred amounts may be credited to deferred stock units or to an account, which is credited with interest based on long-term corporate bond yields. Deferred stock units entitle the director to receive one share of Company stock upon payout, which generally occurs after the director's service on the Board is over. Deferred stock units earn "dividend equivalents" equal to the dividends that would have been paid on one share of stock for each unit owned by the director. Deferred retainers and dividend equivalents are credited on the last day of the quarter based on the NYSE closing price of a share of Company stock on the preceeding trading day.

Directors are reimbursed for expenses incurred in performing their duties as directors. The Company covers directors under its directors and officers liability insurance policies. Directors are also covered by the business travel accident policy maintained by the Company and are eligible to participate in the Company's charitable matching gift program. Under this program, for fiscal 2019 the Company matched donations of up to \$10,000 per year made by employees and directors to qualifying non-profit organizations.

To emphasize the importance of long-term alignment with shareholders, the Board has adopted stock ownership requirements for directors. Directors are expected to own shares or share equivalents with a value (based on the NYSE closing price) equal to five times the annual cash retainer by the end of the fifth fiscal year after joining the Board. Directors are expected to increase their holdings to reflect an adjustment in the annual cash retainer within a reasonable period of time following the adjustment. Once a director has met the requirement, if there is a subsequent decline in the Company's share price that causes the director's ownership level to fall below this guideline, the director is not expected to purchase additional shares to meet the guideline but is expected to refrain from selling or transferring shares until the guideline is again satisfied. All directors are currently in compliance with the stock ownership guidelines for directors.

FISCAL 2019 DIRECTOR COMPENSATION

Name	Annual Retainers ⁽¹⁾ (\$)	Stock Awards ⁽²⁾ (\$)	All Other Compensation ⁽³⁾ (\$)	Total (\$)
Susan K. Carter	100,000	150,140	—	250,140
Charles I. Cogut	100,000	150,140	13,123	263,263
Chadwick C. Deaton	140,000	150,140	10,000	300,140
David H.Y. Ho	100,000	150,140	—	250,140
Margaret G. McGlynn	100,000	150,140	10,000	260,140
Edward L. Monser	120,000	150,140	10,000	280,140
Matthew H. Paull	125,000	150,140	6,834	281,974

- ⁽¹⁾ This column includes annual retainers and committee chair and presiding director retainers. Certain directors voluntarily elected to defer some or all of their cash retainers. Any amounts that have been deferred are included in this column.
- ⁽²⁾ This column shows the grant date fair value of the annual deferred stock unit grant for 2019 calculated in accordance with FASB ASC Topic 718. Deferred stock units earned by directors are fully expensed on the Company's financial statements at the market value of a share of stock on the date of grant. The annual deferred stock unit grant is prorated for directors elected mid-year. All deferred stock units credited to directors are fully vested.
- ⁽³⁾ Amounts in this column reflect charitable matching contributions under the Company's charitable matching gift program for Mr. Deaton, Ms. McGlynn and Mr. Monser. For Mr. Cogut, the amount reflects a charitable matching contribution of \$10,000 and interest considered to be above-market interest credited on his Deferred Compensation Program balance. For Mr. Paull, the amount reflects a charitable matching contribution of \$800 and interest considered to be above-market interest credited on his Deferred Compensation Program balance. Interest is calculated for the Deferred Compensation Program using a Moody's A-rated Corporate Bond Rate because this is comparable to the rate the Company pays its other creditors on long-term obligations. When this rate exceeds 120% of a rate set by the U.S. Internal Revenue Service for obligations of similar maturity, it is treated as above-market interest, even though it is based on a market average for corporate bonds.

Executive Compensation

PROPOSAL

2

Advisory Vote on Executive Officer Compensation

The Board is committed to excellence in governance and recognizes the interest our shareholders have in the Company's executive compensation program. As a part of that commitment, and in accordance with SEC rules, our shareholders are asked to approve an advisory resolution on the compensation of our named executive officers, as disclosed in the Compensation Discussion and Analysis and accompanying executive compensation tables and narrative. This proposal, commonly known as a "say on pay" proposal, gives you the opportunity to endorse or not endorse our fiscal 2019 executive compensation program by voting for or against the following resolution:

RESOLVED, that the compensation of the named executive officers as discussed and disclosed in the Compensation Discussion and Analysis and the executive compensation tables and accompanying narrative is approved.

Although the vote is non-binding, the Board and the Management Development and Compensation Committee will review the voting results. If there are a significant number of negative votes, we will seek to understand the concerns that influenced the vote and to address them in making future decisions about executive compensation programs. The Company intends to conduct an advisory vote on executive officer compensation annually. The next such vote will be conducted at our 2021 Annual Meeting.



The Board recommends a vote "FOR" this resolution.

As described in the Compensation Discussion and Analysis, our executive officer compensation program has been designed to support our long-term business strategies and drive creation of shareholder value. It is aligned with the competitive market for talent, sensitive to Company performance and oriented to long-term incentives to maintain and improve the Company's long-term profitability. We believe the program delivers reasonable pay that is strongly linked to Company performance.

Report of the Management Development and Compensation Committee

The Management Development and Compensation Committee has reviewed and discussed with management the following Compensation Discussion and Analysis. Based on its review and discussions, the Committee recommended to the Board that the Compensation Discussion and Analysis be included in the proxy statement for the Company's 2020 Annual Meeting of Shareholders and incorporated by reference in the Company's Annual Report on Form 10-K for the fiscal year ended September 30, 2019.

Management Development and Compensation Committee

Edward L. Monser, Chair
Susan K. Carter
Chadwick C. Deaton
David H.Y. Ho
Margaret G. McGlynn

Compensation Discussion and Analysis

The Compensation Discussion and Analysis describes and analyzes our executive officer compensation program with emphasis on compensation actions taken during fiscal 2019. For fiscal 2019, the Company's named executive officers were:

- **Seifi Ghasemi**, Chairman, President and Chief Executive Officer;
- **M. Scott Crocco**, Executive Vice President and Chief Financial Officer ("CFO");
- **Sean D. Major**, Executive Vice President, General Counsel and Secretary; and
- **Dr. Samir J. Serhan**, Executive Vice President.

The Compensation Discussion and Analysis is organized into 6 sections:

SECTION	Page Number
1 Highlights of Fiscal 2019 Company Performance and Compensation Actions	21
2 Fiscal 2019 Executive Officer Compensation Program Overview	24
3 Fiscal 2019 Total Direct Compensation Components	26
4 Employee Benefit and Other Compensation	31
5 Executive Compensation Decision-Making Process	32
6 Key Compensation Practices and Policies	35

1 Highlights of Fiscal 2019 Company Performance and Compensation Actions

Fiscal 2019 Performance and Strategic Highlights

Financial Performance

EARNINGS PER SHARE



Increased 20% over fiscal 2018.

NET INCOME



Increased 18% over fiscal 2018.

ADJUSTED EARNINGS PER SHARE¹



Increased 10% over fiscal 2018.

ADJUSTED EBITDA¹



Increased 11% over fiscal 2018.



Safety Performance

Although the Company did not achieve its safety objectives in fiscal 2019, our safety record has improved significantly since fiscal year 2014, with a 63% improvement in the employee lost time injury rate and a 22% improvement in the employee recordable injury rate over that time.



Operational Performance

The Company continued to execute its gasification strategy, including major projects in Saudi Arabia and China, and completed an acquisition of gasification technology from General Electric.



Returns to Shareholders

The Company returned nearly \$1 billion to shareholders through dividends, increasing dividends for the 37th consecutive year.

Our goal is to be the safest, most diverse and most profitable industrial gas company in the world, providing excellent service to our customers.

In fiscal 2014, we established a Five-Point Plan that, when implemented, successfully focused our efforts on our core industrial gas business, restructured the organization, changed the culture, controlled capital and costs and aligned our incentive compensation structure. We subsequently evolved our Five-Point Plan to guide our success over the coming years. Today, our strategic Five-Point Plan focuses on the following objectives:

Sustain The Lead	Deploy Capital	Evolve Portfolio	Change Culture	Belong and Matter
Safest, most diverse, and most profitable	Strategically invest significant available capacity	Grow onsite portion	Safety, Simplicity, Speed, Self-Confidence	Inclusion
Best-in-class performance	Win profitable growth projects globally	Energy, environment and emerging markets	Committed and motivated	Enjoyable work environment
Productivity			Positive attitudes and open minds	Proud to innovate and solve challenges

¹ This is a non-GAAP financial measure. See Appendix A for a reconciliation to the most directly comparable financial measure calculated under GAAP.

Fiscal 2019 Executive Compensation Highlights

Target Total Direct Compensation

At the beginning of the year, after benchmarking against peer companies as discussed below, the Management Development and Compensation Committee (within this Compensation Discussion and Analysis, the “Committee”) established fiscal 2019 target total direct compensation for the executive officers. Mr. Ghasemi’s compensation was determined pursuant to his amended and restated employment agreement, dated November 14, 2017 (the “Employment Agreement”), which is described on page 26.

The table below indicates the target total direct compensation opportunity (base salary, annual incentive award target and target value of long-term incentive awards) provided to our named executive officers for fiscal 2019. Total direct compensation that is actually paid to our named executive officers varies from the information below based on the amount of annual incentive awards that are achieved and any discretionary bonuses or severance that is paid out during a fiscal year. This information regarding target total direct compensation opportunity is intended to supplement, but not replace, the Summary Compensation Table, which reports fiscal 2019 compensation in the format required by SEC rules.

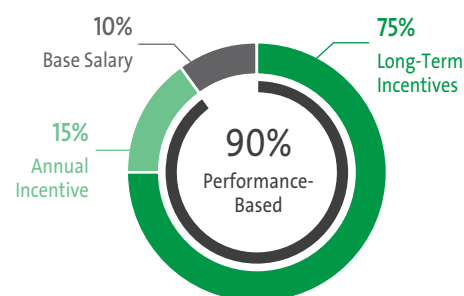
Officer	Base Salary (\$)	Annual Incentive Target (\$)	Grant Value of Long-Term Incentives (\$)	Target Total Direct Compensation (\$)
Seifi Ghasemi	1,350,000	2,025,000	10,000,000	13,375,000
M. Scott Crocco	650,000	552,500	1,700,000	2,902,500
Sean D. Major	550,000	467,500	1,000,000	2,017,500
Samir J. Serhan	650,000	552,500	1,700,000	2,902,500

For fiscal 2019, total direct compensation opportunities established by the Committee for all executive officers (excluding the CEO as referenced below) approximated the market median. Based on Mr. Ghasemi’s superior performance across his tenure with Air Products, his fiscal 2019 pay was set to approximate the 75th percentile of the market.

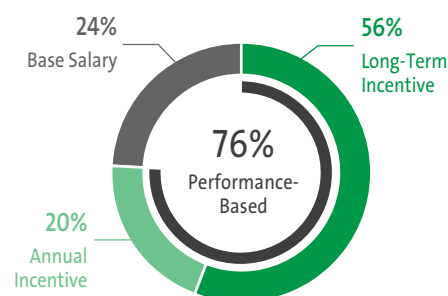
Performance-Based Compensation

The majority of compensation provided to the Company’s executive officers is dependent upon total returns delivered to shareholders and the achievement of performance objectives. Approximately 90% of the CEO’s total direct compensation opportunity is performance-based to ensure that compensation directly reflects the creation of shareholder value.

CEO TARGET COMPENSATION MIX



OTHER NAMED EXECUTIVE OFFICER TARGET COMPENSATION MIX



Incentive Plan Metrics and Goals

In fiscal 2019, the Committee continued to grant incentive compensation opportunities designed to support the Company's strategies.

The Committee supports the Company's strategy by focusing the Company's annual incentive program on achieving aggressive adjusted earnings per share and EBITDA targets, and the results have been excellent. For fiscal 2019, executive officers' annual incentive awards were again based on adjusted earnings per share, and the adjusted earnings per share targets were translated to adjusted EBITDA targets for the business units below the executive officer level to align rewards with value-creating performance. Target level payouts for fiscal 2019 were conditioned on meeting or exceeding the Company's adjusted earnings per share goal of approximately 8% growth.

For fiscal 2019, the Committee also continued to grant 60% of long-term incentives in performance shares tied to TSR relative to a Peer Reference Group of industrial companies. Additional information about the Peer Reference Group is provided on pages 33-34. This metric reflects the growth in capital that would be experienced from purchasing a share of Company or Peer Reference Group member stock and holding it for the performance period, while reinvesting any dividends paid. The remaining 40% of long-term incentives was granted in restricted stock units ("RSUs") that vest over a four-year period.

FISCAL 2019 INCENTIVE COMPENSATION

Annual Incentive Metric	Adjusted Earnings Per Share
Performance Shares Metric	Relative TSR
Performance Shares Weight	60% Long-Term Incentive Value
Restricted Stock Units Weight	40% Long-Term Incentive Value

EXECUTIVE
COMPENSATION

Pay and Performance Alignment

In fiscal 2019, the Company delivered excellent financial results and continued to successfully execute its gasification strategy, including major projects in Saudi Arabia and China. Following the end of the year, the Committee determined actual annual incentive awards for the named executive officers. The performance measure for the annual incentive awards was adjusted earnings per share and the payout metrics and calculation methodology are described on pages 27-28. Based on the Company's strong performance, the annual incentive award payout factor was 120% for all named executive officers.

The Committee also determined final payout levels for performance share awards granted in fiscal 2017 with a performance cycle ending at the end of fiscal 2019, which were conditioned on TSR performance relative to a peer group of similar industrial companies. For the three-year performance period, Air Products delivered a cumulative TSR of 76%; the resultant TSR percentile rank was 64%. The payout metrics and calculation methodology are described on page 29.

Shareholder Feedback

Following the 2019 Annual Meeting, the Committee reviewed the results of the shareholder advisory vote on executive officer compensation. With approximately 97.25% of votes cast voted in favor of approval, the Committee determined that the great majority of shareholders were satisfied with our executive compensation program.

Compensation Governance Best Practices

In fiscal 2019, the Committee maintained strong compensation governance practices. See page ix of Proxy Statement Highlights.

Our Compensation Philosophy

Overview. The overall objective of our executive officer compensation program is to attract and retain a talented management team and provide them with the right incentives to execute our strategic objectives and to maximize shareholder value. The same principles that govern the compensation of all our salaried employees apply to the compensation of our executive officers:

Tie compensation to strategy, performance and delivering shareholder value.

The Company's programs provide incentive compensation opportunities that promote achievement of short- and long-term strategic and financial objectives. Annual incentive compensation targets are aligned with the Company's adjusted earnings per share goals communicated to shareholders so that executive officers only receive target payouts if we meet shareholders' expectations and if we exceed target payouts. Long-term incentives are delivered in stock, the majority of which is tied to Company TSR so that factors that impact the value of our shareholders' investment in the Company significantly impact our management team's compensation.

Provide competitive compensation for competitive performance.

The Company seeks to offer compensation opportunities that are sufficient to attract talented and experienced managers and to discourage them from seeking other employment opportunities.

Foster non-financial corporate goals.

While financial results are the primary commitment the Company makes to shareholders, the compensation program balances financial results with other Company values such as safety, diversity and environmental stewardship. Certain components of the program provide flexibility to adjust compensation upwards or downwards for non-financial and strategic goals and to recoup compensation in cases of misconduct or restatement of financial results.

Support actions needed to respond to changing business environments.

The Company has sought to provide some elements of compensation, such as severance benefits, which give the management team or the Board tools to facilitate decisions about succession planning, divestitures and restructurings or other significant corporate events that may impact the position or employment status of executive officers.

Fiscal 2019 Total Direct Compensation

The Committee intends the executive officer compensation program to provide our executive officers with target compensation that, on average, approximates the median for relevant peer groups, with actual compensation driven up or down based on the Company's operating performance, stock price and overall shareholder return. Individual components of compensation may be greater or less than the median, and actual compensation delivered may vary significantly from the target and the median based on Company or individual performance and changes in our stock price.

The table below provides a brief description of the principal types of total direct compensation, how performance factors into each type of compensation and the compensation program objectives served by each type. Detailed descriptions of the components of direct compensation begin on page 26.

Component	Description	How Amount Determined/ Performance Considerations	Objectives
Base Salary	Fixed cash payment.	Targeted at market median with adjustment based on level of responsibility, experience and individual performance.	Provide competitive foundational pay.
Annual Incentive	Short-term incentive, cash payment.	Target payout references market median. Actual payout driven by adjusted EPS. The Committee has discretion to adjust the Annual Incentive Plan upward or downward for factors such as safety performance.	Promote achievement of short-term financial and strategic objectives.
Performance Shares	Deferred stock units that pay out upon achievement of performance targets. Delivered in shares of stock with dividend equivalents also payable upon vesting.	Target value based on market median for long-term incentives. Actual payout based on relative TSR over three-year performance period.	Promote achievement of longer-term financial objectives; encourage current decisions that promote long-term value creation; align executive officers' interests with shareholder returns.
Restricted Stock Units	Shares of stock that vest over a four-year period and pay dividend equivalents on vesting.	Target value based on market median for long-term incentives. Actual value determined by shareholder returns during vesting period.	Retain executive officers; align executive officers' interests with shareholder returns.

The Committee annually reviews and establishes the performance measures, target goals and payout schedules used for our Annual Incentive Plan and the performance share component of awards granted under our Long-Term Incentive Plan. In determining actual performance against these metrics, the Committee decides whether to include or exclude the impact of items reported in the Company's financial statements that may not be reflective of underlying operating results for the current or a prior year. Adjustments from reported earnings are intended to avoid artificial inflation or deflation of awards due to unusual or non-operational items in the applicable period and align pay outcomes with how the Committee and management view the performance of the business holistically.

Setting Total Direct Compensation Levels for Fiscal 2019

Overall, the Committee sought to provide total direct compensation target opportunity (base salary, target annual incentive award and long-term incentive award value) for the executive officers that approximated the projected median level for similar positions in the Survey Reference Group. In the case of the CEO and CFO, the projected median level is derived from two data sources—the Survey Reference Group and the Peer Reference Group, each weighted equally. Additional information regarding these peer groups is provided on pages 33-34. Consistent with industry practice, the Company considers total direct compensation within 15% of median to be competitive with median. This margin allows for year-to-year swings in data than can occur based on a number of factors unrelated to underlying compensation strategy.

The Company utilizes two peer groups for benchmarking CEO and CFO compensation to ensure that the compensation is reasonably aligned with compensation provided by companies we compete against for talent. The Survey Reference Group is comprised of companies that are similar in revenue size to the Company to benchmark specific pay levels. The Peer Reference Group is comprised of peer chemical and industrial companies to determine the Company's relative TSR performance for purposes of performance share payouts. Total direct compensation target opportunities may be established at greater or lesser levels for individual executive officers based on performance factors, experience in the position, retention and succession planning considerations or year-to-year swings in the market reference data.

For fiscal 2019, total direct compensation opportunities established by the Committee for all named executive officers (excluding the CEO as described below), approximated the market median. Within the total direct compensation opportunity for each executive officer, individual components of compensation may be greater or less than the market median because the Committee is primarily concerned with the competitiveness of the entire program versus any one element of compensation. Compensation realized by each executive officer may vary significantly from target opportunity based on Company or individual performance and Company stock price fluctuation.

As part of the process for determining total direct compensation, the Committee also reviews tally sheets, which detail the value, earnings and accumulated potential payout of each element of an executive officer's compensation in various employment termination scenarios. The tally sheets help the Committee consider the retention value of an executive officer's accumulated compensation package, compare executive officers' accumulated compensation and understand the impact of compensation decisions on various termination of employment scenarios.

Mr. Ghasemi

Mr. Ghasemi's Employment Agreement was amended and restated on November 14, 2017, and provided that Mr. Ghasemi receive a minimum annual base salary of \$1,200,000 and participate in the Company's Annual Incentive Plan with a minimum target annual incentive award equal to 150% of base salary, with actual awards to be determined by the Committee. Under the Agreement, Mr. Ghasemi was also entitled to receive minimum annual equity compensation awards under the Company's Long-Term Incentive Plan with a grant date value (determined under the Company's normal valuation practices) of \$7,000,000, apportioned in a manner consistent with the allocation for other executive officers.

At the Committee's direction, its independent compensation consultant, Willis Towers Watson ("WTW"), performed a competitive assessment of Mr. Ghasemi's total direct compensation at the beginning of fiscal 2019 and determined that the target total direct compensation position was between the 50th and 75th percentile for the Peer Reference Group. Based on Mr. Ghasemi's superior performance across his tenure with Air Products, Mr. Ghasemi's long-term incentive opportunity was increased from \$8,500,000 to \$10,000,000. For fiscal 2019, Mr. Ghasemi's pay was set to approximate the 75th percentile of the market.

3 Fiscal 2019 Total Direct Compensation Components

Within the competitive target value for an executive officer's total direct compensation established by the Committee, the Committee determines the individual compensation components of the program.

Base Salary

Base salary is generally targeted at the market median, with adjustment where the Committee believes appropriate for proficiency, performance, experience and the uniqueness of the responsibilities held by certain executive officers. Changes in base salaries for executive officers become effective as of the first payroll period in the calendar year; therefore, the amounts in the Summary Compensation Table reflect the fiscal 2018 base salary rate for the first quarter of the Company's fiscal year and the fiscal 2019 base salary rate for the remainder of the fiscal year. For fiscal year 2019, Mr. Crocco's base salary was increased to maintain competitive positioning with the market median. Dr. Serhan's base salary was increased to reflect the expanded scope of his duties. For the other named executive officers, Mr. Ghasemi and Mr. Major, base salaries remained the same.

Base salaries approved for the executive officers for fiscal 2018 and fiscal 2019 were as follows:

Officer	2018 Base Salary Rate (\$)	2019 Base Salary Rate (\$)	% Increase
Seifi Ghasemi	1,350,000	1,350,000	0
M. Scott Crocco	600,000	650,000	8
Sean D. Major	550,000	550,000	0
Samir J. Serhan	550,000	650,000	18

Annual Incentive Plan

Target annual incentive opportunities under the Annual Incentive Plan are intended to approximate the market median. Targets may be established at greater or lesser levels for individual executive officers based on performance factors, internal equity, experience in the position or year-to-year swings in the market data. Actual annual incentive awards may be above or below target depending upon the Company's fiscal year performance as measured by the performance measures and goals established by the Committee at the beginning of the fiscal year. When performance exceeds the target goals for the performance measures, annual incentive awards may exceed target as well and may exceed market median payouts. Actual annual incentive awards can range from 0% to 230% of target, inclusive of up to 30 percentage points of positive discretion. Over the previous five years, executive officer awards have ranged from 50% to 200% of target.

Determination of annual incentive awards is a multi-step process, which begins with establishing target opportunities. At the beginning of the fiscal year, the Committee determines executive officer target annual incentive awards as a percentage of each executive officer's base salary based on the Survey Reference Group and Peer Reference Group (for the CEO and CFO) competitive assessment. For fiscal 2019, the target award level for Mr. Major was increased to enhance his overall amount of performance-based compensation and to align target bonus opportunities reflective of his job scope. All other named executive officers remained the same for fiscal 2019.

Officer	2018 Target (% of Base Salary)	2019 Target (% of Base Salary)	2019 Target Value (\$)
Seifi Ghasemi	150	150	2,025,000
M. Scott Crocco	85	85	552,500
Sean D. Major	75	85	467,500
Samir J. Serhan	85	85	552,500

EXECUTIVE
COMPENSATION

An executive officer's actual award is determined by multiplying the target award by his or her individual payout factor.

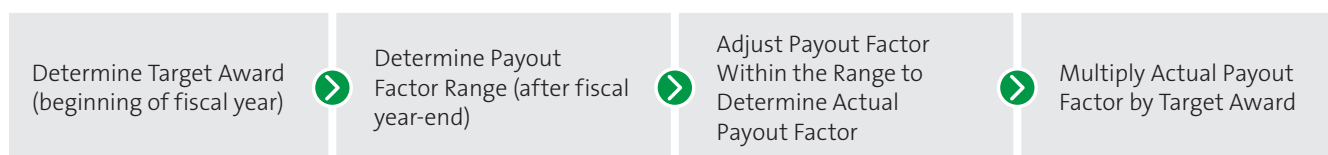
As a first step in determining an executive officer's individual payout factor, the Committee determines an initial payout factor derived from the Company's performance against the payout schedules established by the Committee at the beginning of the fiscal year. As described above, for fiscal 2019 the Committee selected rigorous adjusted earnings per share⁽¹⁾ targets as the performance measure for the Annual Incentive Plan to incentivize the executive officers to help sustain the Company's position as the most profitable industrial gas company in the world. Target adjusted earnings per share of \$8.05 represents an 8% increase from fiscal 2018 adjusted earnings per share of \$7.45. The threshold, target and maximum factors for each measure are set out below. (Factors are interpolated between points.)

2019 Adjusted Earnings per Share ⁽¹⁾	Initial Payout Factor %
<\$7.45	0
\$7.45	50
\$8.05	100
\$8.45	200

⁽¹⁾ Adjusted earnings per share is a non-GAAP financial measure and is defined and reconciled to diluted earnings per share in Appendix A.

The Committee also reserved the ability to exercise discretion to adjust the payout within a range to reflect performance in areas such as safety, sustainability, diversity, productivity, progress on strategic objectives or other individual performance factors. The actual payout factor can range from 30 percentage points below the initial payout factor described above to 30 percentage points above the initial payout factor based on this application of discretion.

DETERMINATION OF ANNUAL INCENTIVE PLAN PAYOUT



For fiscal 2019, adjusted earnings per share was \$8.21, which resulted in an initial payout factor of 140%. The potential payout range was 110% to 170%; however, the Committee decided to exercise its discretion to adjust the initial payout factor. The Committee applied 20 percentage points of negative discretion to amounts payable under the annual incentive compensation plan for fiscal 2019 due to safety performance, for a final payout factor of 120%. The amount of fiscal 2019 awards paid to executive officers appears in the Non-Equity Incentive Plan Compensation column of the Summary Compensation Table.

Discretionary Bonuses

In addition to amounts paid under the Annual Incentive Plan, we from time to time pay discretionary cash bonuses as recruitment or retention incentives or in recognition of outstanding performance. In November 2019, the Committee awarded Dr. Serhan a \$1,000,000 bonus in recognition of his fiscal 2019 performance, which included significant contributions to win and execute the largest and most complex projects in the Company's history and driving transformation in the Global Engineering, Manufacturing, Technology and Equipment organization.

Long-Term Incentives

The Committee believes long-term incentive compensation is the most critical part of executive officer compensation because it creates alignment with shareholders and promotes achievement of long-term financial and strategic objectives. The success of the Company's business and resulting value for our shareholders is predominantly built on stable, long-term relationships with customers and substantial capital investments that reap returns over a long time horizon through technological differentiation, cost control and operational efficiencies. Reflecting this long-term business model, the Committee emphasizes long-term incentive compensation designed to ensure that the decisions being made today build value for the long-term and reward sustainable growth, disciplined capital investment, sustainable cost reduction and consistent operational excellence. For fiscal 2019, the Committee selected two components for the executive officer's long-term incentives: performance shares, which are conditioned on performance over a three-year period (for fiscal 2019 grants, relative TSR for fiscal 2019-2021); and RSUs, which link executive officers' interests to shareholder returns and provide a retention incentive.

For fiscal 2019, the mix of intended long-term incentive value for executive officers was 60% performance shares and 40% RSUs. The Committee chose this mix to provide a balance of stock-based compensation to encourage both above-market performance and talent retention. Because both components of an executive officer's long-term incentive opportunity are delivered in stock-based awards, their value is based on our stock price, which serves the Committee's objective of creating alignment with shareholders.

The Committee determined the level of long-term incentive grants for fiscal 2019 at the beginning of the fiscal year. Prior to making the grants, the Committee established an intended long-term incentive value for each executive officer. When setting these intended values, the Committee considered the Survey and Peer Reference Group competitive data and target total direct compensation opportunities. It is the Committee's intent that the long-term incentive value and total direct compensation opportunity for Mr. Ghasemi be at the 75th percentile of the Peer Reference Group. It is the Committee's intent that for executive officers other than our CEO, the long-term incentive value approximate the market median and the total direct compensation opportunity for such executive officers approximate the market median level when combined with base salary and target Annual Incentive Plan awards.

Individual performance or other factors may result in awards that are above or below the market median. These factors include tenure and experience, succession planning and retention, subjective evaluations of performance, historical grant levels and other recent compensation actions with respect to the individual such as special retention awards. For fiscal 2019, all intended

long-term incentive values approximated the projected market median (except for the CEO value, which approximated the 75th percentile). The actual value realized may differ significantly (up or down) from the intended value due to Company stock price performance over the life of the awards and the extent to which performance goals are met in the case of performance shares.

Officer	Intended Long-Term Incentive Value (\$)
Seifi Ghasemi	10,000,000
M. Scott Crocco	1,700,000
Sean D. Major	1,000,000
Samir J. Serhan	1,700,000

Performance Shares

FISCAL 2019 PERFORMANCE SHARE GRANTS

In fiscal 2019, performance shares made up the majority of the long-term incentives granted to our executive officers. Performance shares entitle the recipient to one share of Company stock and accumulated dividend equivalents for each performance share earned upon the satisfaction of performance objectives and other conditions to earning the award. Performance shares are granted each year with overlapping three-year performance cycles. The awards are paid out at the end of the three-year period based on the achievement of specified performance goals. Payouts of performance shares range from 0% to 200% of the target level of shares awarded. The target level for fiscal 2019 grants (60% of each executive officer's total intended long-term incentive value) was converted to a number of shares based on the grant date closing price of Company stock. The actual number of performance shares earned is determined by multiplying the target number of shares by a payout factor, which is subject to adjustment by the Committee within a narrow range (+/- 15 percentage points) to address performance factors that may not be reflected in relative TSR results.

Fiscal 2019 performance shares were granted conditioned upon the Company's three-year TSR percentile rank compared to the TSR of Peer Reference Group members over the three-year performance period (fiscal 2019-2021). The payout factor will be determined in accordance with the following schedule (with payout factors interpolated between levels):

Company's TSR Percentile Rank	Payout Factor*
>75 th %ile	200%
50 th %ile	100%
30 th %ile	30%
<30 th %ile	0%

* The Committee may increase or decrease the payout factor by up to 15 percentage points.

The target number of fiscal 2019 performance shares granted to each named executive officer was as follows:

Officer	Target Performance Shares
Seifi Ghasemi	37,697
M. Scott Crocco	6,408
Sean D. Major	3,769
Samir J. Serhan	6,408

FISCAL 2017-2019 PERFORMANCE SHARES PAYOUT

The Committee determined final payout levels for performance share awards granted in fiscal 2017 with a performance cycle ending at the end of fiscal 2019.

This resulted in an initial payout factor of 157% percent for the fiscal 2017-2019 performance cycle. The Committee utilized its discretion to adjust the performance share payout factor by 15 percentage points (full positive discretion) to 172% in recognition of the significant shareholder value creation that was achieved through sustained execution of the Five-Point Plan. The final payout for the fiscal 2017-2019 performance cycle is outlined in the following table.

Officer	Target Performance Shares Grant	Performance Shares Earned ⁽²⁾
Seifi Ghasemi	36,267	62,379
M. Scott Crocco	6,400	11,008
Sean D. Major ⁽¹⁾	—	—
Samir J. Serhan	4,267	7,339

⁽¹⁾ Mr. Major joined the Company in fiscal 2017 and did not participate in these awards.

⁽²⁾ Based on final payout factor of 172%.

Restricted Stock Units

Restricted stock units entitle the recipient to receive one share of Company stock upon payout, generally at the end of a four-year vesting period. RSUs are conditioned upon continued employment during the vesting period but are subject to special vesting rules for terminations due to death, disability or retirement or terminations covered by the Executive Separation Program described on pages 44-46. Upon vesting, RSUs also entitle the holder to receive dividend equivalents equal to the amount of dividends paid on a share of Company stock during the vesting period. The vesting conditions provide an incentive for retention, and the value of this compensation element increases or decreases in direct proportion to our TSR. The value of RSUs granted to the executive officers in fiscal 2019 is reflected in the Summary Compensation Table and the Grants of Plan-Based Awards table. Individual award amounts were determined by calculating the value (based on the average NYSE closing stock price for the 10 trading days preceding the grant date) to approximate 40% of the total intended long-term incentive value for the executive officer.

In fiscal 2019, we granted RSUs to our named executive officers as follows:

Officer	RSUs
Seifi Ghasemi	25,131
M. Scott Crocco	4,272
Sean D. Major	2,513
Samir J. Serhan	4,272

In December 2018, the Committee granted Dr. Serhan 9,424 RSUs as a special retention award that will vest in three equal annual installments. Dr. Serhan also received an adjustment to his salary and an increase in the value of his annual equity grants. The Committee took these actions in recognition of the expanding scope of Dr. Serhan's responsibilities in our operations and, in particular, the leadership role he will play in winning and executing the Company's largest projects and building out and integrating our global gasification technologies.

Employee Benefit Plans and Other Compensation

Our employee benefit programs are offered and designed to be competitive and to provide reasonable security for employees. Welfare and retirement benefits are offered at essentially the same level to all U.S. salaried employees, including executive officers.

Retirement Benefits

Executive officers participate in our generally available U.S. salaried retirement programs. The Company maintains qualified retirement programs for its salaried employees, including a defined benefit Pension Plan for Salaried Employees (the “Salaried Pension Plan”), which has been closed to new entrants since 2005, and a retirement savings and profit sharing plan. The Company also maintains a nonqualified pension plan, which has been closed to new entrants since August 2014, and a nonqualified deferred compensation plan in which certain executive officers and other eligible employees participate. The plans are discussed in more detail below in the narrative accompanying the Pension Benefits table and the Nonqualified Deferred Compensation table.

Welfare Benefits

We provide medical and dental coverage, life insurance and disability insurance to executive officers under the same programs offered to all salaried employees. All participating employees pay a portion of the cost of these programs.

Severance and Change in Control Arrangements

Executive officer severance and change in control arrangements are provided to support major corporate and management transitions. The Committee believes these arrangements provide benefit to the Company and its shareholders. The Committee periodically reviews these arrangements in depth for market competitiveness and appropriateness for the Company’s business.

Severance

All executive officers participate in the Executive Separation Program. This program is intended to facilitate changes in the leadership team by establishing terms for the separation of an executive officer in advance, allowing a smooth transition of responsibilities when it is in the best interests of the Company. The program provides severance benefits and vesting of certain long-term incentives upon involuntary termination other than for cause or voluntary termination for good reason in exchange for certain post-employment restrictions designed to protect the Company. Details of the program are provided beginning on page 44.

Change in Control Arrangements

To enable the management team to negotiate effectively for shareholders without concern for their own future in the event of any actual or threatened change in control of the Company, the Company has entered individual change in control severance agreements for each of the executive officers. Consistent with compensation governance best practices, our change in control agreements are “double-trigger”, which means that each executive officer will receive specific rights and benefits if, following a change in control, his or her employment is terminated by the Company without “cause” (as defined in the severance agreement) or he terminates employment for “good reason” (as defined in the severance agreement) in exchange for certain post-employment restrictions. Details of the agreements are described on pages 47-48.

Perquisites

The Committee has approved Mr. Ghasemi's use of corporate aircraft for personal travel in order to mitigate security concerns, preserve confidentiality and maximize the time he is able to spend on the Company's business. The Committee has also approved Mr. Ghasemi's personal use of a Company car and driver and Mr. Ghasemi's spouse's use of a car and driver on rare occasions where security is a concern. Mr. Ghasemi uses commuting time for performing his responsibilities to the Company. Mr. Ghasemi is responsible for any taxes on his personal use and his spouse's use of corporate aircraft and cars. The Committee believes the benefits of security, confidentiality and efficiency achieved by these arrangements outweigh the expense to the Company and are in the best interests of shareholders. The Company also provides certain executive officers with access to a diagnostic medical exam. Effective February 1, 2019, the Company placed Dr. Serhan on an International Business Assignment. In connection with this assignment, Dr. Serhan received certain allowances. Dr. Serhan's assignment perquisites include a Company-provided apartment and utilities, a Company-provided car, a miscellaneous expenditure allowance and a daily living allowance.

5

Executive Compensation Decision-Making Process

Roles of the Committee, Compensation Consultant and Management in the Compensation Process

Committee Responsibilities

The Committee is responsible to the Board and to shareholders for establishment and oversight of the Company's compensation program for executive officers and for approving the compensation level of the executive officers. The Committee establishes overall compensation strategies and policies for the executive officers, allocates compensation for executive officers among the various components of compensation, evaluates and approves performance measures and goals relevant to the incentive compensation of the executive officers, evaluates the performance of the CEO with input from the Board, determines total direct compensation levels for the CEO and evaluates and approves direct compensation levels for other executive officers. Each year, the Committee:

- reviews and evaluates the appropriateness of the Company's current executive officer compensation program based on several factors, including competitiveness of the program and alignment of compensation delivered under the program with the Company's strategy and performance;
- reviews whether the program design encourages excessive risk-taking;
- approves peer groups for market reference;
- reviews dilution and burn rates associated with the Company's equity compensation;
- evaluates and approves changes to incentive compensation and benefit plans when needed;
- approves incentive compensation payouts for the current year; and
- addresses other specific issues regarding management development and compensation as needed.

Periodically, the Committee also undertakes an extensive review of the competitiveness and appropriateness of certain pay practices such as severance and change in control arrangements.

Engagement of Compensation Consultant

The Committee retains an external compensation consultant to provide independent advice, information and analysis on executive compensation. The Committee has established several practices to ensure the external consultant's independence, candor and objectivity. The consultant is engaged by, has its compensation set by and reports directly to the Committee, frequently meets separately with the Committee with no members of management present and consults with the Committee Chair in between meetings. Management reports fees paid for executive compensation consulting services performed by the consultant to the Committee at each meeting, and the Committee approves in advance the executive compensation consulting services to be performed.

The Committee retained WTW as its external consultant for fiscal 2019. Aggregate fees for WTW's executive compensation consulting services provided to the Committee were \$298,000. During fiscal 2019, WTW also performed global retirement plan actuarial, administrative and consulting, health care exchange and aviation insurance brokering services for the Company and provided Talent & Rewards data surveys in addition to the work performed for the Committee. The aggregate fees for those services were \$656,000.

The decision to engage a predecessor to WTW for actuarial services was made over a decade ago after an extensive bid process. WTW is one of few firms that is able to provide these services on a global basis. Decisions to hire WTW for the health care exchange and insurance brokering services were made by the responsible functional managers after a bid process.

During fiscal 2019, WTW provided advice and analysis to the Committee on total direct compensation for individual executive officers, peer group composition, incentive plan performance measures, compensation program design and external trends and developments. WTW also provided an analysis of the alignment of pay delivered under the Company's executive officer compensation program with its performance compared to peer group pay and performance, a governance and regulatory update, a third party independent review of the Company's executive compensation disclosures and an assessment of the potential relationship between the Company's compensation program and risk-taking by management.

Independence Assessment

The Committee has assessed WTW's independence and concluded that there are no conflicts of interest that would prevent WTW from independently advising the Committee. In making this determination, the Committee considered, among other things, the fees paid for services provided to management as a percentage of WTW's consolidated revenues, policies and procedures established by WTW to mitigate conflicts of interest and the lack of business and personal relationships between WTW team members and the Company's executive officers or Committee members.

Management Input

While the Committee determines overall compensation strategy and policies for the executive officers and approves their compensation, it seeks input from several executive officers and other management employees with respect to both overall guidelines and discrete compensation decisions. Specifically:

- Human Resources staff work with the Committee to develop the design of compensation programs and decision-making frameworks for determining compensation levels;
- the CEO provides input to the Committee on the forms of incentive compensation and performance measures that will best support his strategic goals for the Company;
- the CEO provides the Committee perspective on the performance of other executive officers and develops and recommends compensation actions for the other executive officers, in consultation with Human Resources, and based on competitive market analysis;
- the CFO provides background to the Committee regarding the Company's key financial objectives and performance against them; and
- the Company's Law and Human Resources staff provide technical advice and other support to the Committee.

These executive officers and employees attend portions of the Committee meetings; however, the Committee meets in executive session both alone and with its external compensation consultant to reach final decisions about CEO and other executive officers' compensation.

Benchmarking

The Committee believes that a threshold characteristic of reasonable compensation is that it is aligned with compensation provided by companies the Company competes against for talent. In preparation for determining fiscal 2019 compensation, the Committee benchmarked the executive officer compensation levels to evaluate the competitiveness of the program and as a reference for establishing compensation levels for fiscal 2019.

The Committee uses two peer groups for benchmarking, which it reviews and approves annually.

PEER GROUPS

Name	Criteria	Purpose	Source
Survey Reference Group	Broad group of industrial companies with \$7 – 13 billion in revenue	Benchmark competitive executive officer direct compensation levels at target	WTW and Mercer surveys
Peer Reference Group	Chemical and industrial companies with similar capital structure, asset intensity and profitability to Company	Benchmark competitive direct compensation levels for CEO and CFO, pay practice and pay for performance assessment, peer group used for performance share relative TSR measure	Compiled from proxy statement filings

For purposes of assessing competitiveness and recommending compensation levels for fiscal 2019, the Committee used survey data from WTW and Mercer compensation databases on a group of industrial companies with revenue of \$7 to \$13 billion (consistent with the Company's fiscal 2018 revenue of \$8.9 billion) (the "Survey Reference Group"). This Survey Reference Group is representative of the companies the Company competes against for talent and is used by the Company for various compensation benchmarking purposes, not just executive officer compensation. A list of companies included in the Survey Reference Group is provided in Appendix B on page B-1.

Prior to the beginning of the fiscal year, the Committee reviewed an assessment of each named executive officer's compensation level relative to the Survey Reference Group based on similar functional responsibilities. The assessment identified median, 25th and 75th percentile levels for base salary, target annual incentive, target long-term incentives and target total direct compensation. Annual and long-term incentive levels reflected a three-year average to reduce volatility in results.

The Committee also reviewed proxy data compiled from a smaller group of companies that are competitors of the Company or are similar to the Company in that they are chemical or other industrial companies with similar capital structures, asset intensity, operating margins and business models (the "Peer Reference Group"). Peer Reference Group companies are generally similar in revenue size to the Company, however certain companies with higher revenues are included based on proximity of business model. The Committee used the Peer Reference Group for benchmarking specific pay practices and for assessing alignment of pay with performance. In addition, the Committee also uses the Peer Reference Group to assess competitive compensation levels for CEO and CFO total direct compensation. Because proxy data does not necessarily reflect similar positions to the other executive officers, only the Survey Reference Group is used to benchmark pay levels for them. The Peer Reference Group is also used for determining the Company's relative TSR performance for purposes of performance share payouts.

The fiscal 2019 Peer Reference Group consisted of the following companies:

Celanese Corp.	Ecolab Inc.	Olin Corporation
Chemours Company	Huntsman Corp.	Parker-Hannifin Corp.
Danaher Corp.	Illinois Tool Works, Inc.	PPG Industries, Inc.
Dover Corp.	Ingersoll-Rand plc	
Eastman Chemical Co.	Linde plc.	

For fiscal 2019, the Peer Reference Group was updated to remove Praxair, Inc. and replace it with Linde plc., its successor in interest following its merger with Linde AG in October of 2018.

Risk Assessment

During fiscal 2019, the Committee, with assistance from WTW, conducted a risk assessment of the Company's executive officer compensation program. The Committee concluded that the program is balanced and does not provide an enticement for executives to take risks that are likely to have an adverse effect on the Company, due to the following features:

- the Company does not use highly leveraged short-term incentives that drive risky investments at the expense of long-term Company value;
- the Company's compensation programs reward consistent, long-term performance by heavily weighting compensation to long-term incentives;

- concentration of long-term incentive compensation in awards based on relative TSR combined with overlapping grant cycles strengthens executives' incentive to foster stable, long-term performance;
- cash incentive awards are capped at sustainable levels, and the Committee has discretion to reduce awards, including for non-financial considerations;
- the Company enforces substantial executive officer stock ownership and holding requirements; and
- the Company has recovery policies ("clawbacks") applicable to incentive compensation that permit the Company to cancel awards and recoup certain gains in the event of conduct detrimental to the Company.

In addition, management conducted and reported to the Committee on its evaluation of the Company's overall compensation practices and programs to assess whether any of these programs and practices exposed the Company to excessive risk-taking, concluding there were no such programs or practices.

6 Key Compensation Practices and Policies

Executive Officer Stock Ownership

The Committee has approved ownership guidelines that require executive officers to achieve an ownership stake in the Company that is significant in comparison with the executive officer's salary. The ownership guidelines are six times base salary for the CEO and three times base salary for the other executive officers. The executive officers are expected to achieve the specified ownership level within five years of assuming their position. Executive officers may count toward these requirements the value of shares owned, share equivalents held in their Retirement Savings Plan accounts, earned performance shares, restricted shares, unvested RSUs and deferred stock units that are fully vested and held in the Company's nonqualified Deferred Compensation Plan. Stock options and unearned performance shares are not counted. All executive officers are currently in compliance with this policy.

Hedging and Pledging Policy

It is the policy of the Company that executive officers and directors may not purchase or sell options on Company stock; engage in short sales with respect to Company stock; or trade in puts, calls, straddles, equity swaps or other derivative securities that are directly linked to Company stock. Executive officers and directors are also prohibited from holding shares of Company stock in a margin account or pledging shares of Company stock as collateral on a loan. Employees, other than executive officers, are generally permitted to engage in transactions that are designed to hedge or offset market risk.

Clawback Policy

The Company's equity plans and agreements provide that awards may be cancelled and that certain gains must be repaid to the Company (or "clawed back") if an executive officer engages in activity that is detrimental to the Company, such as performing services for a competitor, disclosing confidential information or violating Company policies. The Committee has also adopted a policy allowing the clawback of cash incentive payments and performance shares in the event an executive officer's conduct leads to a restatement of the Company's financial results. The Committee may, in its discretion, seek to recoup any bonus or incentive compensation paid to an executive officer if (i) the amount of such payment was based on the achievement of certain financial results that were subsequently the subject of a restatement, (ii) the Committee determines that the executive officer engaged in misconduct that resulted in the requirement to restate and (iii) a lower payment would have been made to the executive officer based upon the restated financial results.

Granting Practices

Equity compensation awards are provided to executive officers and approximately 200 other management employees under the Company's Long-Term Incentive Plan (except for off-cycle recruiting and retention awards) and are granted as of the first NYSE business day in the month of December. Recruiting grants are generally issued as of the first day of employment. Off-cycle retention grants are made occasionally in response to extraordinary retention needs that arise during the year.

Executive Compensation Tables

Fiscal 2019 Summary Compensation Table

Officer and Principal Position	Year	Salary (\$)	Bonus ⁽²⁾ (\$)	Stock Awards ⁽³⁾ (\$)	Non-Equity Incentive Plan Compensation ⁽⁴⁾ (\$)	Changes in Pension Value and Nonqualified Deferred Compensation Earnings ⁽⁵⁾ (\$)	All Other Compensation ⁽⁶⁾ (\$)	Total (\$)
Seifi Ghasemi, Chairman, President and Chief Executive Officer	2019	1,350,000		12,842,935	2,430,000	7,300	401,722	17,031,957
	2018	1,309,615		9,788,563	2,571,750	6,181	265,398	13,941,507
	2017	1,200,000		9,194,498	3,276,000	5,793	283,476	13,959,767
M. Scott Crocco, Executive Vice President and Chief Financial Officer	2019	634,615		2,183,142	663,000	1,270,253	10,005	4,761,015
	2018	600,000		1,957,485	647,700	726,537	8,851	3,940,573
	2017	600,000	250,000	1,622,219	928,200	1,959,685	19,179	5,379,283
Sean D. Major, Executive Vice President, General Counsel and Secretary ⁽¹⁾	2019	550,000		1,284,116	561,000	755	58,884	2,454,755
	2018	550,000		1,151,372	523,875	187	45,140	2,270,574
Samir J. Serhan, Executive Vice President	2019	619,231	1,000,000	3,753,368	663,000	767	275,930	6,312,296
	2018	550,000	770,000	1,151,372	593,725	472	61,418	3,126,987
	2017	448,462	1,100,000	2,132,692	700,700	71	477,748	4,859,673

⁽¹⁾ Mr. Major joined the Company in fiscal 2017 and became a named executive officer in fiscal 2018.

⁽²⁾ This column includes a transactional bonus paid to Mr. Crocco upon the completion of the sale of the Performance Materials business, a discretionary bonus paid to Dr. Serhan based on his 2019 performance in recognition of his contribution to winning and executing the largest and most complex projects in Air Products' history and driving transformation across our businesses, as well as sign-on bonuses paid to Dr. Serhan in his first month and first year anniversary with Air Products.

⁽³⁾ Amounts in this column represent the U.S. GAAP grant date fair value of restricted stock units and performance share awards granted in the fiscal year indicated, disregarding any estimate of forfeitures related to time-based vesting. Generally, the expense for these awards is recognized over the vesting or performance period unless the recipient is eligible for retirement and the award vests upon retirement, in which case the expense may be required to be recognized entirely in the year of grant. The valuation models and assumptions applicable to these grant date fair values are set forth in Note 20, Share-Based Compensation, to our audited financial statements included in our Annual Report on Form 10-K for the fiscal year ended September 30, 2019, filed with the SEC on November 26, 2019. The amounts shown may not correspond to the actual value that will be realized by the executive officers. The grant date fair values of the performance shares are based upon the grant date probable outcomes of satisfying the performance conditions stipulated in the grants. The maximum grant date values of performance share grants are reflected in the table below. Maximum values use the NYSE closing stock price on date of grant at the maximum calculated payout at 200% as well as the maximum discretion that could be applied at 15%. For additional information on awards made in fiscal 2019, see the Grants of Plan-Based Awards Table and Outstanding Equity Awards Table on pages 38 and 39, respectively.

FISCAL 2019 PERFORMANCE SHARES GRANT DATE VALUES

Officer	Value Included (\$)	Maximum Value (\$)
Seifi Ghasemi	8,655,608	13,504,309
M. Scott Crocco	1,471,341	2,295,557
Sean D. Major	865,400	1,350,180
Samir J. Serhan	1,471,341	2,295,557

- (4) Amounts in this column reflect Annual Incentive Plan awards. At their election, executive officers may defer awards received under this Plan.
- (5) Amounts in this column reflect the annual change in the actuarial present value of each executive officers' accumulated tax-qualified and nonqualified pension benefits and interest considered to be above-market interest credited to their Deferred Compensation Plan balances. Interest is calculated for the Deferred Compensation Plan accounts using a Moody's A-rated Corporate Bond Rate because this is comparable to the rate the Company pays its other creditors on long-term obligations. When this rate exceeds 120% of a rate set by the U.S. Internal Revenue Service, it is treated as above-market interest, even though it is based on a market average for corporate bonds. The amounts included as above-market interest were as follows:

ABOVE-MARKET INTEREST

Seifi Ghasemi	\$7,300
M. Scott Crocco	\$6,267
Sean D. Major	\$ 755
Samir J. Serhan	\$ 767

The pension accrual amounts represent the difference between the September 30, 2018 and September 30, 2019 actuarial present value of accumulated benefits under the Company's tax-qualified and nonqualified pension plans for those executive officers who participate in the pension plans. No amounts are shown in the Summary Compensation Table for negative changes in value. The pension accrual amounts are as follows:

PENSION ACCRUALS

M. Scott Crocco	\$1,263,986
-----------------	-------------

No changes were made to pension benefit formulas for this year. Changes in pension value can result from additional years of service, changes in pensionable compensation, and changes to discount and mortality rates. Additional information on how these amounts are calculated is included in the footnotes accompanying the Pension Benefits table.

- (6) Amounts shown in this column are detailed in the chart below.

Officer	Contributions Under Defined Contribution Plans (\$)	Group Term Life Insurance Premiums (\$)	International Assignments Policy ⁽ⁱ⁾ (\$)	Perquisites or Personal Benefits ⁽ⁱⁱ⁾ (\$)
Seifi Ghasemi	170,147	1,236	—	230,339
M. Scott Crocco	5,769	1,236	—	3,000
Sean D. Major	53,109	1,236	—	4,539
Samir J. Serhan	62,257	1,236	212,437	—

- (i) Dr. Serhan was on temporary international commuter assignment during fiscal 2019 in support of our operations and business development initiatives around the globe. In connection with this assignment, the Company's standard International Assignment Policy provides reimbursement of expenses over and above those Dr. Serhan would have incurred if he remained solely in the U.S. This amount includes a housing allowance of \$74,134; car lease of \$34,502; miscellaneous expenditure allowance of \$51,467; tax gross up of \$45,204 and other miscellaneous items of \$7,130.

- (ii) The Company provides one diagnostic medical exam per year for certain executives. The value of this benefit was \$8,066 for Mr. Ghasemi, \$4,539 for Mr. Major and \$3,000 for Mr. Crocco

This amount also includes the incremental cost to the Company of providing Mr. Ghasemi a car and driver for occasional personal use of \$29,654, including for occasional use by his spouse, and of providing Mr. Ghasemi personal use of corporate aircraft of \$192,619. These benefits were provided to allow Mr. Ghasemi to focus on Company business and to mitigate security concerns. The incremental cost for the car and driver was calculated using the U.S. Internal Revenue Service mileage rate based on the variable costs of operating a vehicle. The variable cost rate is used rather than the standard business rate as the Company uses the car and driver for Company business, including to transport other passengers, when not being used by Mr. Ghasemi, and would incur the fixed costs of operating the vehicle and employing the driver whether or not Mr. Ghasemi was provided the car and driver for commuting. In addition to the mileage rate, which includes trips to and from Mr. Ghasemi's residence with no passengers, the amount calculated for use of the car and driver includes toll and overtime compensation and reimbursement for meals and lodging provided to the driver in connection with Mr. Ghasemi's use. Mr. Ghasemi pays all taxes associated with personal use of the car and driver. The incremental cost of the corporate aircraft is calculated using an hourly rate for each flight hour for variable operating costs (fuel and maintenance) plus flight-specific costs such as parking and landing fees and crew expenses. The valuation also includes these costs with respect to flights with no passengers that are associated with Mr. Ghasemi's personal travel. Fixed costs such as pilot compensation and lease payments are not included as the aircraft is primarily used for business purposes, and the Company would incur these costs regardless of Mr. Ghasemi's personal use. Mr. Ghasemi's family members traveled with Mr. Ghasemi on some of the flights reflected; however, there was no incremental cost to the Company for this accompanying travel. Mr. Ghasemi pays all taxes associated with his personal use of the aircraft.

Fiscal 2019 Grants of Plan-Based Awards Table

Officer	Award Type	Grant Date	Estimated Future Payouts Under Non-Equity Incentive Plan Awards (\$)			Estimated Future Payouts Under Equity Incentive Plan Awards (#)			All Other Stock Awards: Number of Shares of Stock or Units (#)	Grant Date Fair Value of Stock and Option Awards (\$)
			Threshold	Target	Maximum	Threshold	Target	Maximum		
Seifi Ghasemi	Annual Incentive Plan		0	2,025,000	4,000,000					
	Performance Shares	12/3/2018				0	37,697	81,049		8,655,608
	Restricted Stock Units	12/3/2018							25,131	4,187,327
M. Scott Crocco	Annual Incentive Plan		0	552,500	1,270,750					
	Performance Shares	12/3/2018				0	6,408	13,777		1,471,341
	Restricted Stock Units	12/3/2018							4,272	711,801
Sean D. Major	Annual Incentive Plan		0	467,500	1,075,250					
	Performance Shares	12/3/2018				0	3,769	8,103		865,400
	Restricted Stock Units	12/3/2018							2,513	418,716
Samir J. Serhan	Annual Incentive Plan		0	\$552,500	1,270,750					
	Performance Shares	12/3/2018				0	6,408	13,777		1,471,341
	Restricted Stock Units	12/3/2018							13,696	2,282,028

The Fiscal 2019 Grants of Plan-Based Awards Table reports the dollar value of cash (non-equity) incentive awards and the number and value of equity awards granted to each executive officer during fiscal 2019. With regard to cash incentives, this table reports the range of potential value that could have been obtained by the executive officer; whereas the Summary Compensation Table reports the actual value realized for fiscal 2019. Equity amounts represent the grant date values of the awards determined under FASB ASC Topic 718 for purposes of financial statement reporting, which are based on probable outcomes.

Non-Equity Incentive Plan Awards — Annual Incentive Plan

Annual Incentive Plan awards are based on performance for the fiscal year. The Committee approves performance measures and payout schedules prior to or at the beginning of the fiscal year. Following the end of the fiscal year, the Committee determines the range of actual amounts that can be paid out under a formula which reflects the Company's performance against the approved performance measures. Individual awards are determined by the Committee within the range, based on individual performance. There is no minimum bonus under the terms of the Plan, so the threshold amount is shown as \$0. The maximum bonus payable under this Plan is capped at \$4,000,000. For more information on fiscal 2019 targets and the award determination, see pages 27-28.

Equity Incentive Plan Awards — Performance Shares

The Equity Incentive Plan Awards reflected in the table are performance shares. Performance shares are deferred stock units whose payout is conditioned on the Company's TSR percentile relative to the Peer Reference Group. Deferred stock units are an award type provided under the Company's Long-Term Incentive Plan that entitle the holder to the value of one share of Company stock and accumulated dividend equivalents upon satisfaction of performance and/or time-based vesting conditions. Dividend equivalents are paid in cash and equal the dividends that would have accrued on a share of Company stock from the grant date of a deferred stock unit until it is paid out. Dividend equivalents are not paid until the award is vested. No dividend equivalents are paid on units that are forfeited.

The performance shares reflected in the table have a three-year performance cycle which will be completed at the end of fiscal 2021. The number of performance shares that will be paid out is based on a schedule tied to the Company's TSR percentile as described on page 29. Performance shares are generally forfeited if the executive officer voluntarily terminates employment during the performance period; however, if an executive officer terminates due to death, disability or retirement one year or more after the grant date, he or she will receive a pro-rata portion of any performance share payout upon completion of the performance period. Upon a termination covered by the Executive Separation Program described on pages 44-46, the terms of that Program regarding treatment of equity compensation will apply.

Other Stock Awards — RSUs

The Other Stock Awards reflected in the table are RSUs, which are deferred stock units that have time-based vesting conditions. Most of the RSUs granted in fiscal 2019 are subject to a four-year vesting period. If an executive officer's employment terminates due to death, disability or retirement one year or more after the grant date, the units will vest. Pursuant to his Employment Agreement, Mr. Ghasemi's RSUs will not be forfeited and will continue to vest if he is terminated at any time due to death or disability, voluntarily for Good Reason, by the Company without Cause or at the conclusion of his Employment Agreement. (See page 45 for the definitions of "Cause" and "Good Reason" under his Employment Agreement.) If another executive officer's employment termination is covered by the Executive Separation Program described on pages 44-46, the terms of that Program regarding treatment of equity compensation will apply.

Outstanding Equity Awards at 2019 Fiscal Year-End Table

Officer	Option Awards ⁽¹⁾					Stock Awards			
	Option Grant Date	Number of Securities Underlying Unexercised Options (#)		Option Exercise Price (\$)	Option Expiration Date	Number of Shares or Units of Stock Held that have not Vested (#) ⁽²⁾	Market Value of Shares or Units of Stock held that have not Vested (\$) ⁽³⁾	Equity Incentive Plan Awards: Number of Unearned Shares, Units or Other Rights that have not Vested (#) ⁽⁴⁾	Equity Incentive Plan Awards: Market or Payout Value of Unearned Shares, Units or Other Rights That Have Not Vested (\$) ⁽⁵⁾
Seifi Ghasemi		Exercisable	Unexercisable			90,426	20,061,912	211,129	46,841,080
	7/1/2014	165,235	0	120.69	6/28/2024				
	12/1/2014	43,358	0	134.54	12/1/2024				
M. Scott Crocco						16,474	3,654,922	38,324	8,502,563
	12/1/2009	4,443	0	78.06	12/1/2019				
	12/1/2010	4,314	0	80.67	12/1/2020				
	12/1/2011	6,803	0	77.16	12/1/2021				
	12/3/2012	14,271	0	76.17	12/3/2022				
	12/2/2013	18,082	0	100.55	12/2/2023				
	12/1/2014	7,432	0	134.54	12/1/2024				
Sean D. Major						4,982	1,105,307	16,067	3,564,625
Samir J. Serhan						22,211	4,927,732	29,080	6,451,689

⁽¹⁾ Grant dates for all stock options are shown in the first column. All stock options have an exercise price equal to the closing market value on the grant date and became exercisable in three consecutive, equal installments on the first, second and third anniversary of the grant date. They generally remain exercisable until 10 years after the grant date; however, except as described below, exercisable options generally expire 90 days after a voluntary termination of employment. Options granted more than one year prior to an executive officer's termination due to death, disability or retirement continue to become and remain exercisable for their full term. If an executive officer's termination is covered by the Executive Separation Program described on pages 44-46, the terms of that Program regarding treatment of equity compensation will apply. Mr. Ghasemi's Employment Agreement provides that, upon his death, disability, involuntary termination without Cause, voluntary termination for Good Reason or the conclusion of the term of his Employment Agreement, his options will not terminate but will continue to become and be exercisable through the end of their term. (See page 45 for the definition of "Cause" and "Good Reason" under his Employment Agreement.) Stock options are subject to special vesting rules upon a change in control of the Company as described on pages 47-48.

⁽²⁾ This column reflects unvested restricted stock and deferred stock units which, upon vesting, entitle the holder to a share of Company common stock and dividend equivalents accumulated since the date of grant.

Restricted Stock

Shares of restricted stock are shares of Company stock that are issued in the executive officer's name subject to restrictions on transferability. The shares may be voted but the executive officer may not sell or transfer restricted stock during the vesting period. Dividends are paid on the restricted stock during the vesting period. Generally, if an executive officer's employment terminates during the vesting period, the stock will be forfeited. However, if an executive officer's employment terminates due to death, disability or retirement one year or more after the grant date, the stock will vest. Pursuant to his Employment Agreement, Mr. Ghasemi's shares will not be forfeited and will continue to vest if he is

terminated at any time due to death or disability, involuntary termination without Cause, voluntary termination for Good Reason or at the conclusion of the Employment Agreement. (See page 45 for the definition of “Cause” and “Good Reason” under the Employment Agreement.) If another executive officer’s employment termination is covered by the Executive Separation Program described on pages 44-46, the terms of that Program regarding treatment of equity compensation will apply. Shares of restricted stock granted in fiscal 2016 vested on the earlier of December 1, 2019 or the executive officer’s termination of employment due to death, disability or retirement. Shares of restricted stock granted in fiscal 2016 shown are as follows: Mr. Ghasemi 20,125 and Mr. Crocco 3,738. Restricted stock is subject to special vesting rules for terminations upon a change in control of the Company as described on pages 47-48.

Deferred Stock Units

The Company grants two types of deferred stock units: restricted stock units and performance shares. Each deferred stock unit is the equivalent in value to one share of Company common stock and, subject to satisfaction of any applicable performance or time-based conditions, entitles the executive officer to receive from the Company at the end of the deferral period one share of common stock for each restricted stock unit or earned performance share. Restricted stock units typically have a four-year vesting period. Performance shares have a three-year performance period. This column reflects two kinds of deferred stock units: (i) four-year restricted stock units granted to executive officers on December 1, 2016, December 1, 2017 and December 3, 2018; and (ii) special recruiting and retention grants. All deferred stock units are subject to special vesting rules for terminations covered by the Executive Separation Program described on pages 44-46 or upon a change in control as described on pages 47-48.

- (i) Unvested restricted stock units granted in fiscal 2017, fiscal 2018 and fiscal 2019 are as follows:

Officer	FY17	FY18	FY19	Total
Seifi Ghasemi	24,178	20,992	25,131	70,301
M. Scott Crocco	4,266	4,198	4,272	12,736
Sean D. Major	—	2,469	2,513	4,982
Samir J. Serhan	2,845	2,469	4,272	9,586

- (ii) This column also shows special recruiting and retention grants, and are as follows:

Officer	Number of Units
Samir J. Serhan*	3,201
Samir J. Serhan**	9,424

* Three-year vesting restricted stock units granted December 1, 2016. These vested on December 1, 2019.

** Three-year vesting restricted stock units granted December 3, 2018, which will vest in three equal installments, with the first vesting date having occurred on December 3, 2019.

- (3) These amounts are based on the 2019 fiscal year-end NYSE closing stock price of \$221.86.
- (4) This column reflects performance shares granted in fiscal 2017, fiscal 2018 and fiscal 2019. These shares are conditioned upon performance during three-year cycles ending on September 30, 2019, September 30, 2020 and September 30, 2021, respectively. These awards will earn-out and be paid following the end of the relevant performance period as indicated in the chart below. The dollar values and share counts for fiscal year 2017 are shown at the final payout factor of 172% as approved by the Committee and paid out in December 2019. The dollar values and share counts for fiscal year 2018 and fiscal year 2019 awards are shown in the table at the 215% payout level (maximum payout including full positive discretion) based on Company’s current total shareholder return percentile rank compared to the Peer Reference Group for the respective performance periods.

Officer	Fiscal 2017-2019 Unearned Performance Shares at End of Performance Period		
	09/30/2019	09/30/2020	09/30/2021
Seifi Ghasemi	62,379	67,701	81,049
M. Scott Crocco	11,008	13,539	13,777
Sean D. Major	—	7,964	8,103
Samir J. Serhan	7,339	7,964	13,777

Fiscal 2019 Option Exercises and Stock Vested Table

Officer	Option Awards		Stock Awards	
	Number of Shares Acquired on Exercise (#)	Value Realized on Exercise (\$)	Number of Shares Acquired on Vesting (#) ⁽¹⁾	Value Realized on Vesting (\$) ⁽²⁾
Seifi Ghasemi	—	—	12,145	2,023,600
M. Scott Crocco	7,954	850,760	2,082	346,903
Sean D. Major	—	—	3,520	720,016
Samir J. Serhan	—	—	—	—

⁽¹⁾ The shares in this column include restricted stock granted to Mr. Ghasemi and Mr. Crocco in fiscal year 2015 that vested in December 2018, and a special restricted stock unit recruiting grant to Mr. Major in May 2017 that vested in May 2019.

⁽²⁾ The following dividend equivalents were paid on the restricted stock units but are not included in the Value Realized on vesting:

Officer	Dividend Equivalents Paid (\$)
Sean D. Major	29,603

Fiscal 2019 Pension Benefits Table

Officer	Plan Name	Number of Years Credited Service (#)	Present Value of Accumulated Benefit (\$)
M. Scott Crocco	Air Products and Chemicals, Inc. Pension Plan for Salaried Employees	29	1,466,113
	Air Products and Chemicals, Inc. Supplementary Pension Plan	29	6,728,158

The table above illustrates the actuarial present value of accrued pension benefits for Mr. Crocco, who was the only executive officer who participated in the Company's defined benefit plans as of September 30, 2019. Actuarial present values are complex calculations that rely on many assumptions. The Company has calculated the amounts shown above generally using the same assumptions used in determining the pension cost recognized in its financial statements, which are described in Note 17, Retirement Benefits, to the financial statements and under "Critical Accounting Policies and Estimates" in Management's Discussion and Analysis of Financial Condition and Results of Operations, both of which are included in the Company's Annual Report on Form 10-K for the fiscal year ended September 30, 2019, filed with the SEC on November 26, 2019. However, in accordance with SEC requirements, the Company has calculated these values assuming payment begins the earliest date the executive officer can receive an unreduced early retirement benefit. The Company has also used actual fiscal 2019 annual incentive awards in the calculation; whereas the value in the financial statements is based on estimated annual incentive awards.

The Salaried Pension Plan is a funded, tax-qualified defined benefit plan funded entirely by the Company. Benefits under the Salaried Pension Plan are paid after retirement in the form of a monthly annuity or as a lump sum, if the value of the benefit is less than \$100,000. Participants may select from monthly payments for their lifetime or smaller monthly payments for their life and the life of a beneficiary.

The amount of the benefit under the Salaried Pension Plan is based on the following formula:

1.184% x Years of Service x Average Monthly Compensation (Up to the Average Social Security Maximum Taxable Wage Base)

Plus

1.5% x Years of Service x Average Monthly Compensation (In excess of the Average Social Security Maximum Taxable Wage Base)

“Average Monthly Compensation” is the average monthly compensation for the 36 months (or 3 years) during which the participant’s compensation was the highest during the 10 years preceding retirement; generally this is the participant’s average base salary for the three years preceding retirement. The “Average Social Security Maximum Taxable Wage Base” is the average of the U.S. Social Security Wage Bases over a 35-year period.

Benefits under the Salaried Pension Plan become vested after a participant has completed five years of service. The Normal Retirement Age under the Salaried Pension Plan is age 65. A participant with at least five years of service may retire after attaining age 55 and receive a benefit reduced by 3% per year for the number of years prior to his attaining age 62. Benefits accrued as of January 1, 2005 are not reduced upon retirement at age 55 or later if the sum of the participants age and credited service under the Plan equals 80 or more at the time of retirement.

Under U.S. federal tax laws, benefits payable under the Salaried Pension Plan, and compensation which can be considered in calculating the benefits, are limited. The Supplementary Pension Plan (“Supplementary Plan”) is a nonqualified, unfunded pension plan that provides benefits that cannot be provided under the Salaried Pension Plan due to these limits. Benefits under the Supplementary Plan are calculated using the same formula as the Salaried Pension Plan, but there is no limit on the amount of base salary that can be covered by the pension formula, and Average Monthly Compensation under the Supplementary Plan also includes Annual Incentive Plan awards.

Supplementary Plan benefits are subject to the same vesting and early retirement terms as the Salaried Pension Plan. Supplementary Plan benefits are generally payable following retirement in one of the annuity forms available under the Salaried Pension Plan or, at the election of the participant, in a lump sum. In the case of the executive officers and certain other executives, distribution of benefits under the Supplementary Plan, whether in annuity or lump sum form, is delayed for six months after termination of employment to comply with U.S. federal tax laws.

Fiscal 2019 Nonqualified Deferred Compensation Table

Amounts shown in this table are provided under the Company’s nonqualified Deferred Compensation Plan.

Officer	Executive Contributions in Last FY ⁽¹⁾ (\$)	Registrant Contributions in Last FY ⁽²⁾ (\$)	Aggregate Earnings in Last FY ⁽³⁾ (\$)	Aggregate Withdrawals/Distributions (\$)	Aggregate Balance at Last FYE ⁽⁴⁾ (\$)
Seifi Ghasemi	—	142,331	44,626	—	1,162,493
M. Scott Crocco	22,615	—	38,157	—	958,211
Sean D. Major	63,388	29,417	4,729	—	145,161
Samir J. Serhan	32,981	34,134	4,710	—	151,390

- ⁽¹⁾ All Amounts reported in this column were voluntary deferrals of base salary by the executive officers. These amounts are also reported in the Summary Compensation Table.
- ⁽²⁾ Mr. Ghasemi, Mr. Major and Dr. Serhan, receive a Company contribution credit of their Annual Incentive Plan awards because they receive their primary retirement benefit under the Company’s defined contribution Retirement Savings Plan (“RSP”) rather than the Salaried Pension Plan and Supplementary Plan. Amounts reported in this column are also reported in the Summary Compensation Table.
- ⁽³⁾ A portion of the earnings reflected in this column are reported in the Summary Compensation Table as above-market interest, as described in footnote 5 to such table.
- ⁽⁴⁾ The following portion of these accumulated balances has been previously reported as compensation in the Summary Compensation Table of the Company’s proxy statements for prior years:

Officer	Amount Previously Reported (\$)
Seifi Ghasemi	913,504
M. Scott Crocco	544,572
Sean D. Major	46,630
Samir J. Serhan	77,225

The Company provides the tax-qualified RSP to all U.S.-based salaried and certain hourly employees of the Company. Currently, U.S. tax laws limit the amounts that may be contributed to tax-qualified savings plans and the amount of compensation that can be taken into account in computing benefits under the RSP. The Deferred Compensation Plan was amended and restated effective January 1, 2018 to “unlink” the RSP from the Deferred Compensation Plan. Prior to January 1, 2018, elective deferrals to the RSP in excess of the U.S. tax law limits would automatically be deferred into the Deferred Compensation Plan. Effective January 1, 2018, once a participant reaches the U.S. tax law limits in the RSP for elective deferrals such deferrals cease and are not contributed to the Deferred Compensation Plan; rather, Deferred Compensation Plan participants may make a separate deferral election prior to the calendar year to defer amounts of base salary into the Deferred Compensation Plan. The Deferred Compensation Plan is intended to permit participants to defer an amount of base salary and to make up, out of general assets of the Company, an amount substantially equal to certain benefits an employee did not receive under the RSP due to these limits. U.S. employees who participate in the Annual Incentive Plan, including all executive officers, are eligible to participate in the Deferred Compensation Plan. Participants can elect to defer up to 50% of base salary on a before-tax basis and up to 75% of Annual Incentive Plan awards.

The Deferred Compensation Plan provides for a Company matching credit for participants in the RSP, including all executive officers, whose Company matching contribution in the RSP is limited by U.S. tax law limitations. The Deferred Compensation Plan also provides for a Company core credit on base salary when such core contribution in the RSP is limited by U.S. tax law limitations and on Annual Incentive Plan awards for employees who receive their primary retirement benefit under the RSP rather than the Salaried Pension Plan, including Mr. Ghasemi, Mr. Major and Dr. Serhan.

Participants may elect to have their Deferred Compensation Plan balances earn interest at a corporate bond rate or be deemed to be invested in Company stock and earn dividend equivalents and market appreciation on the stock. If a participant chooses the Company stock alternative, his or her account balance will be distributed in shares of Company stock, except for dividend equivalents.

Participants can elect to receive payments of their Deferred Compensation Plan balances in service, or in lump sum or in one to 10 equal annual installments following termination from service. The executive officers and certain other executives cannot commence distribution until six months following termination to comply with tax laws.

Potential Payments Upon Termination

Potential payments to executive officers upon termination vary depending on the exact nature of the termination and, generally, whether the executive officer is retirement eligible at the time of the termination. Retirement eligibility for U.S. employees, including the executive officers except Mr. Ghasemi, generally occurs upon the attainment of age 55 after completing at least five years of service to the Company. Mr. Ghasemi's Employment Agreement provides that he is eligible for retirement treatment under all equity, equity derivative and incentive awards after three years of employment with the Company. Accordingly, he became eligible for retirement on July 1, 2017. The following discussion explains potential payments to the executive officers under various termination scenarios.

Voluntary Termination Other Than Retirement

A voluntary termination by Mr. Ghasemi and Mr. Crocco would be regarded as a retirement, as discussed below. If Mr. Major or Dr. Serhan voluntarily terminated employment with the Company prior to retirement eligibility, like all salaried employees of the Company, he would receive any unpaid salary and accrued vacation, vested RSP balances and nonqualified deferred compensation shown in the table on page 42 and the earnings thereon. Mr. Crocco may commence accrued benefits under the qualified plan and will commence accrued benefits under the nonqualified pension plan described on pages 41-42, on the same terms as all other participants under these plans who were eligible for retirement at the time of termination.

Executive officers and other eligible employees generally must remain employed until the last day of the fiscal year to receive an Annual Incentive Plan award for the fiscal year. However, if an executive officer is retirement eligible, upon voluntary termination his bonus would be prorated at the discretion of the Committee. If an executive officer voluntarily terminated, he would forfeit any Annual Incentive Plan award for the fiscal year of termination, unless he terminated on the last day of such fiscal year. If he voluntarily terminated on September 30, 2019, he would be eligible for a fiscal 2019 Annual Incentive Plan award in an amount, if any, determined by the Committee in its discretion.

Most outstanding awards under the Long-Term Incentive Plan would be forfeited upon a voluntary termination prior to retirement eligibility, including all unexercisable stock options, all restricted stock, all RSUs and all performance shares, whether or not earned. Exercisable stock options would continue to be exercisable for 90 days following termination and then, if unexercised, would be forfeited.

Retirement

Upon retirement, executive officers are entitled to unpaid salary and accrued vacation, accrued qualified and nonqualified pension benefits, vested RSP balances and deferred compensation described above, and retiree medical benefits, if they are eligible, on the same terms as for all salaried employees meeting age and service conditions. Retiring executive officers may also receive, in the discretion of the Committee, an Annual Incentive Plan award for the year of retirement. In addition, like all Long-Term Incentive Plan participants, they receive the following treatment of their outstanding long-term incentive awards:

- all outstanding stock options which were granted one year or more prior to retirement will continue to be and become exercisable in accordance with the normal schedule as if the executive officer remained employed, and will be exercisable for the normal term;
- restricted stock and RSUs awarded at least one year prior to retirement will vest immediately upon retirement and restricted stock and RSUs granted less than one year prior to retirement are forfeited; and
- all earned performance shares and dividend equivalents thereon will be paid on the normal schedule. A pro-rata portion of unearned performance shares awarded at least one year prior to retirement and associated dividend equivalents will be paid in accordance with the normal schedule and at the normal payout level if performance thresholds are met. Performance shares awarded less than one year prior to retirement are forfeited.

The table below shows the value of Mr. Ghasemi and Mr. Crocco's outstanding long-term incentive awards that would have vested had each retired as of September 30, 2019, and the value of awards that would have been forfeited. Amounts are based on the closing price of a share of Company stock as of September 30, 2019. Other executive officers were not eligible for retirement on September 30, 2019.

Officer	Unvested Stock Options (\$)	Restricted Stock (\$)	Restricted Stock Units (\$)	Performance Shares ⁽¹⁾ (\$)	Value of Awards Forfeited (\$)
Seifi Ghasemi	—	4,464,933	10,509,968	19,464,436	16,648,171
M. Scott Crocco	—	829,313	1,968,387	3,548,712	2,902,598

⁽¹⁾ Actual payout amounts are shown for Performance Shares granted in fiscal year 2017. Fiscal year 2018 and 2019 Performance Shares are shown at the target payout level. Amounts include accumulated dividend equivalents. The 2019 grant and prorated portion of the fiscal year 2018 grant would be forfeited.

Executive Separation Program

The Committee established the Executive Separation Program (the "Separation Program") to facilitate changes in the leadership team and recruiting of senior executives. All the executive officers are covered by this Program. An executive officer becomes eligible for program benefits upon involuntary termination of employment other than for "Cause" or upon voluntary termination for "Good Reason". A termination for "Cause" occurs upon the executive officer's failure to substantially perform his duties after demand therefor, willful misconduct, certain illegal acts, insubordination, dishonesty, or violation of the Company's Code of Conduct. "Good Reason" includes:

- a material adverse change in the executive officer's position, material diminution of his duties or authority or assignment to him of duties or responsibilities inconsistent with his status;
- a decrease in the executive officer's salary or a material reduction in benefits or annual incentive compensation opportunities if not similarly applied to other highly compensated employees; or
- a relocation of the executive officer's principal workplace more than 50 miles from the existing location.

Benefits under the Separation Program are contingent upon the executive officer's continuing to perform the duties typically related to his or her position (or such other position as the Board reasonably requests) until termination, and assistance in the identification, recruitment and transition of his or her successor. The executive officer also is required to sign a general release of claims against the Company and a two-year noncompetition, nonsolicitation and nondisparagement agreement. If all these requirements are met, the executive officer is entitled to cash benefits as follows:

- a cash severance payment of one times the executive officer's annual base salary and the executive officer's target bonus for the fiscal year in which the termination of employment occurs, provided that in the case of Mr. Ghasemi, the cash severance will be two times such amount and, if the termination occurs after September 30, 2020, the payment will be prorated based on the remaining term of his Employment Agreement;
- a bonus for the year of termination equal to a pro-rata portion of the executive officer's target bonus multiplied by the Annual Incentive Plan payout factor for the fiscal year in which the termination of employment occurs;
- outplacement assistance;
- in the case of Mr. Crocco, a cash payment equal to the actuarial equivalent of pension benefits that would have accrued based on one additional year of service and a payment equal to the value of the early retirement subsidy that would have been provided under the pension plans on the accumulated benefit if age and service conditions were met, calculated with an additional year of service; and
- for the other executive officers who receive their primary retirement benefit under the RSP, a cash payment equal to the additional (nonmatching) contributions and credits each would have received under the RSP and the Deferred Compensation Plan, respectively, had he remained employed an additional two years for Mr. Ghasemi and an additional year for Mr. Major and Dr. Serhan, assuming base salary remained the same and the Annual Incentive Plan award was the higher of his most recent award or the average of the last three awards.

Noncash benefits are also provided or maintained under the Separation Program as follows:

- The Company pays the cost of continued coverage under the Company's medical and dental plans pursuant to the Consolidated Omnibus Budget Reconciliation Act of 1985 ("COBRA") for executive officers and their dependents for one year following termination. Executive officers eligible for retiree medical participate in the medical plan on the same basis as other eligible retirees at no incremental cost to the Company.
- Nonretirement eligible executive officers forfeit unexercisable stock options. Their exercisable options remain in effect for the normal term. Retirement provisions described above apply to the stock options of retirement eligible executive officers.
- A pro-rata portion of four-year vesting restricted stock, RSUs and recruiting and retention grants of RSUs vest. The remaining RSUs are forfeited. However, retirement provisions described above apply to outstanding restricted stock and RSUs held by retirement eligible executive officers if more favorable.
- A pro-rata portion of unearned performance shares based on actual performance at the end of the performance period vest and are paid at the end of the performance period and the remainder are forfeited. The unforfeited shares are paid in accordance with the normal schedule and at the normal payout level if performance thresholds are met.

Mr. Ghasemi's Employment Agreement

In addition to the Separation Program, Mr. Ghasemi's Employment Agreement provides that, upon his termination by the Company other than for Cause or his voluntary termination for Good Reason, his long-term incentive awards will continue to vest as if he remained employed. For purposes of the Employment Agreement, "Cause" is Mr. Ghasemi's willful failure to substantially perform his duties after a demand for substantial performance is delivered, willful misconduct that has caused or would reasonably be expected to result in a material injury to the Company, criminal conviction of (or a plea of nolo contendere) to a crime that constitutes a felony, repeated acts of insubordination, an act of dishonesty inconsistent with his position or material violation of the Company's Code of Conduct. Mr. Ghasemi has the right to resign for "Good Reason" under the Agreement if there is a material adverse change in his position or office; a decrease in his salary, benefits or incentive compensation if not applied to other highly compensated employees; or a relocation of his principal workplace more than 50 miles from the existing location.

Estimated Payments on Severance As of September 30, 2019

The table below shows estimated cash payments that would have been made to each executive officer upon an involuntary termination on September 30, 2019 covered under the Executive Separation Program and, in the case of Mr. Ghasemi, his Employment Agreement, and the estimated value of long-term incentive awards that would have vested upon termination under the Program.

Officer	Severance Benefit (\$)	Pro-rata Bonus (\$)	Retirement Plan Payment ⁽¹⁾ (\$)	Benefits ⁽²⁾ (\$)	Long-Term Incentive Plan			
					Stock Options ⁽³⁾ (\$)	Restricted Stock (\$)	Restricted Stock Units ⁽⁴⁾ (\$)	Performance Shares ⁽⁵⁾ (\$)
Seifi Ghasemi⁽⁶⁾	6,750,000	2,430,000	350,340	26,914	—	—	5,690,664	10,957,508
M. Scott Crocco⁽⁶⁾	1,202,500	663,000	314,431	15,731	—	—	201,532	483,676
Sean D. Major	1,017,500	561,000	42,955	35,164	—	—	379,605	854,135
Samir J. Serhan	1,202,500	663,000	50,658	35,164	—	—	3,777,552	2,773,588

- ⁽¹⁾ Includes payment in lieu of Company contributions and credits under the RSP and Deferred Compensation Plan for Mr. Ghasemi, Mr. Major and Dr. Serhan and the pension plan make-up payment for Mr. Crocco.
- ⁽²⁾ Includes the value of outplacement benefits estimated based on current arrangements for these services and the cost of COBRA payments for the Company's medical plan and dental plans.
- ⁽³⁾ Stock options are shown at their intrinsic value based on the September 30, 2019 NYSE closing price of \$221.86.
- ⁽⁴⁾ These amounts reflect the value of RSUs such as four-year RSUs and special recruiting and retention grants, and dividend equivalents thereon.
- ⁽⁵⁾ Performance shares are reflected at the actual payout level for fiscal year 2017 grants and at target payout level for fiscal year 2018 and 2019 grants. Amounts include accumulated dividend equivalents.
- ⁽⁶⁾ Values of Mr. Ghasemi's and Mr. Crocco's long-term incentive awards that would have vested upon their voluntary termination due to retirement eligibility are not shown.

Termination for Cause

Upon involuntary termination for Cause, executive officers receive only unpaid salary and accrued vacation, qualified and nonqualified pension and deferred compensation.

Termination Due to Death or Disability

Upon termination due to death or disability of an executive officer, in addition to insurance, continuation of medical benefits and other benefits provided to all salaried employees and their families to help with these circumstances, the Long-Term Incentive Plan has provisions that provide continued vesting or accelerated payout of equity awards as follows:

- All stock options that have been outstanding for at least a year at the time of termination continue to be and become exercisable on the normal schedule as if the employee had remained active. All other stock options are forfeited.
- All restrictions on restricted stock outstanding for at least one year are removed. All other restricted stock is forfeited.
- All earned but deferred performance shares, all career-vesting deferred stock units and retention and recruiting grants of deferred stock units outstanding more than one year are paid out.
- A prorated portion of unearned performance shares outstanding for at least one year continues to earn out and be payable as if the employee had remained active. All other unearned performance shares are forfeited.
- Executive officers or their beneficiaries may also receive an Annual Incentive Plan award at the discretion of the Committee.

In addition, Mr. Ghasemi's Employment Agreement provides that upon his termination of employment due to death or disability, his Long-Term Incentive Plan awards will continue to vest as if he remained employed and he will receive a prorated Annual Incentive Award.

Change in Control Arrangements

The Company provides individual change in control severance agreements for all of the executive officers. For purposes of the agreements, a change in control occurs upon a 30% stock acquisition by a person not controlled by the Company, a greater than 50% change in membership on the Board during any two-year period unless approved by two-thirds of directors still in office who were directors at the beginning of the period, consummation of a business reorganization, merger, consolidation or other corporate transaction that results in the Company's shareholders owning less than 50% of the surviving entity, or shareholder approval of a plan of liquidation or sale of substantially all of the Company's assets.

The severance agreements give each executive officer specific rights and certain benefits if, within two years after a change in control, his or her employment is terminated by the Company without Cause (as defined below) or he or she terminates employment for Good Reason (as defined below). In such circumstances the executive officer would be entitled to:

- a cash severance payment equal to two (three for Mr. Ghasemi) times the sum of his annual base salary and target bonus under the Annual Incentive Plan;
- a cash payment of a pro-rata target bonus for the year;
- for Mr. Crocco, a cash payment equal to the additional actuarial present value of the pension benefits he would have been entitled to receive under the Company's pension plans had he accumulated two additional years of credited service after termination and a cash payment equal to the actuarial present value of the early retirement subsidy on the accumulated benefit, calculated with an additional two years of credited service;
- a cash payment equal to two (three for Mr. Ghasemi) times the value for the most recent fiscal year of the Company's matching contributions and/or credits for the executive officer under the RSP and the Deferred Compensation Plan;
- for each of Mr. Ghasemi, Mr. Major and Dr. Serhan, a cash payment equal to the additional primary retirement benefit contributions and credits he would have received under the RSP and the Deferred Compensation Plan, respectively, had he remained employed for an additional three years in the case of Mr. Ghasemi and two years in the case of Mr. Major and Dr. Serhan, at the same base salary and the higher of the executive officer's most recent Annual Incentive Plan award or the average such award for the three full fiscal years preceding the Change in Control;
- continuation of medical, dental, health and accident disability and life insurance benefits for a period of up to two years (three years in the case of Mr. Ghasemi), and provision of outplacement services and certain legal fees; and
- indemnification if he becomes involved in litigation because he is a party to the agreement.

The payments referenced in the first, third, fourth and fifth bullets above will be reduced each month on a pro-rated basis when the named executive officer, other than Mr. Ghasemi, is between the ages of 63 and 65.

A termination for "Cause" occurs under the agreements upon the executive officer's continued willful failure to perform his duties or willful misconduct. "Good Reason" includes:

- a material adverse change in the executive officer's position;
- a decrease in the executive officer's salary, benefits or incentive compensation if not applied to other highly compensated employees; or
- relocation of the executive officer's principal workplace more than 50 miles from the existing location.

The table below shows amounts that would be payable under the change in control severance agreements if the executive officer had been terminated on September 30, 2019 following a change in control.

Officer	Severance Payment (\$)	Pro-rata Bonus (\$)	Retirement Plan Payment ⁽¹⁾ (\$)	Outplacement/Financial (\$)	Benefits ⁽²⁾ (\$)
Seifi Ghasemi	10,287,000	2,025,000	525,510	14,500	37,733
M. Scott Crocco	2,444,000	552,500	628,861	14,500	6,829
Sean D. Major	2,079,000	467,500	85,910	14,500	37,708
Samir J. Serhan	2,457,000	552,500	101,315	14,500	37,708

⁽¹⁾ Includes payments in lieu of Company core contributions and credits under the RSP and Deferred Compensation Plan for Mr. Ghasemi, Mr. Major and Dr. Serhan and, for Mr. Crocco, the pension payment.

⁽²⁾ Includes continuation of medical, dental, disability, and life insurance benefits.

In addition to the change in control severance agreements, the Company's Long-Term Incentive Plan provides change in control protection for all participants. Awards granted on or after October 1, 2014 will not automatically vest on an accelerated basis as a result of a change in control if they are replaced by the surviving entity. For these provisions to apply; the replacement awards must be issued by a publicly listed company and preserve the value of, and be on terms as favorable as the existing award; performance-conditioned awards must be replaced by time-based vesting awards; and the replacement awards must provide that if the participant is terminated without Cause or voluntarily terminates for Good Reason within 24 months following the change in control, the award will vest immediately upon termination. The Long-Term Incentive Plan also provides that, pursuant to an agreement associated with a change in control or in the discretion of the Board or an appropriate committee thereof, awards may be settled for cash at the change in control price.

Long-Term Incentive Plan awards granted in fiscal 2015 or later would not automatically vest upon a change in control but would vest upon a termination of the executive officer by the Company without Cause or a voluntary termination by the executive officer for Good Reason within 24 months of the change in control. The table below shows the estimated value of long-term incentive awards that would have vested upon an eligible termination on September 30, 2019 following a change in control. These acceleration provisions apply to all Long-Term Incentive Plan participants. In the case of Mr. Ghasemi, who was retirement eligible on September 30, 2018, and Mr. Crocco, who was retirement eligible on March 19, 2019, most of these amounts would have vested on voluntary termination, but payment or lapse of restrictions could be accelerated upon a change in control. For the other executive officers, most of the amounts shown would become vested or payable if his or her active employment continued without a change in control, but payment, lapse of restrictions would be accelerated upon a change in control.

Officer	Estimated Value (\$)
Seifi Ghasemi	71,590,353
M. Scott Crocco	14,951,462
Sean D. Major	1,992,752
Samir J. Serhan	7,861,666

Finally, accrued benefits under the nonqualified pension plan (described on pages 41-42) would be paid out upon a change in control.

CEO Pay Ratio

As required by Section 953(b) of the Dodd-Frank Wall Street Reform and Consumer Protection Act and SEC regulation, we are providing the following information about the ratio of the annual total compensation of the median Air Products employee and the annual total compensation of our CEO, Seifi Ghasemi as of our fiscal year-end, September 30, 2019.

The pay ratio is a reasonable estimate calculated in a manner consistent with SEC rules, using methodologies, reasonable assumptions and adjustments as described below.

- For purposes of the 2019 CEO pay ratio set forth above, we used the same median employee identified with respect to our 2018 CEO pay ratio, as there has been no meaningful change in the composition of our employee population or pay design that we believe would significantly impact the pay ratio disclosure.
- The median employee annual total compensation was \$61,035.
- The annual total compensation of our CEO, as reported in the Summary Compensation Table of this Proxy Statement was \$17,031,957.
- Based on this information, the estimated ratio of annual total compensation of Mr. Ghasemi, our CEO, to the annual total compensation of our median employee was 279 to 1.
- Under SEC's rules and guidance, companies are allowed to adopt numerous ways to identify the median employee. In addition, other companies have different employee demographics and compensation and benefit practices. As a result, CEO pay ratios reported by other companies may vary significantly and are likely not comparable to our CEO pay ratio.

Audit and Finance Committee Matters

PROPOSAL

3

Ratification of Appointment of Independent Auditors

The Audit and Finance Committee is directly responsible for the appointment, compensation, retention and oversight of the independent registered public accounting firm retained to audit the Company's financial statements. The Audit and Finance Committee has appointed Deloitte & Touche LLP as our independent registered public accounting firm for fiscal 2020. The Board concurs with the appointment of Deloitte and, as a matter of good corporate governance, requests that our shareholders ratify the appointment of Deloitte even though ratification is not legally required. If shareholders do not ratify this appointment, the Audit and Finance Committee will consider such vote a recommendation to consider the appointment of another public accounting firm for the fiscal year ending September 30, 2021. Representatives of Deloitte will be available at the Annual Meeting to respond to questions.



The Board recommends a vote "FOR" the ratification of the appointment of Deloitte as the Company's independent registered public accounting firm for fiscal 2020.

As discussed in more detail below, in fiscal 2018 the Audit and Finance Committee conducted a competitive process to determine our independent registered public accounting firm. Following the review and evaluation of proposals, the Audit and Finance Committee approved the engagement of Deloitte for fiscal 2019 and Deloitte recently completed its first audit of our financial statements. The Audit and Finance Committee has again appointed Deloitte as our independent registered public accounting firm for fiscal 2020. The Board believes that the engagement of Deloitte as our independent registered public accounting firm for fiscal 2020 is in the best interests of shareholders and is submitting the appointment of Deloitte to our shareholders for ratification as a matter of good corporate governance.

Ratification of Independent Registered Public Accounting Firm

As previously reported on the Company's Current Report on Form 8-K, dated July 26, 2018, the Audit and Finance Committee conducted a competitive process in fiscal 2018 to determine the Company's independent registered public accounting firm for the Company's fiscal year ending September 30, 2019. The process included consideration of, among other things, external auditor independence, capability, effectiveness and efficiency of audit services, the qualifications and experience of the lead engagement partner and proposed team, results from management and Audit and Finance Committee performance assessments, performance in Public Company Accounting Oversight Board assessments, technological capabilities and the relative benefits of tenure versus fresh perspective. Several independent registered public accounting firms were invited to participate in this process, including KPMG LLP ("KPMG"), which had served as our independent registered public accounting firm since 2002. Following the review and evaluation of proposals from the firms participating in that process, and after careful consideration of each firm's demonstrated qualifications, on July 24, 2018 the Audit and Finance Committee approved the engagement of Deloitte as our independent registered public accounting firm for the Company's fiscal year ending September 30, 2019. KPMG was informed of this decision on the same date and its dismissal took effect on November 20, 2018, which was the date it issued its report on our consolidated financial statements and internal control over financial reporting for our fiscal year that ended September 30, 2018 that was included in our Annual Report on Form 10-K for the year ended September 30, 2018. Deloitte recently completed its first audit of our financial statements and the Audit and Finance Committee has appointed Deloitte as our independent registered public accounting firm for our fiscal year ending September 30, 2020. The Board believes that the engagement of Deloitte as the Company's independent registered public accounting firm for fiscal 2020 is in the best interests of the Company and our shareholders and has recommended that our shareholder ratify the Audit and Finance Committee's appointment.

No Disagreements with Prior Accountants

As previously reported, KPMG's audit reports on the Company's consolidated financial statements as of and for the fiscal years ended September 30, 2016 and 2017 did not contain an adverse opinion or a disclaimer of opinion and were not qualified or modified as to uncertainty, audit scope or accounting principles. The audit reports of KPMG on the effectiveness of internal control over financial reporting as of September 30, 2016 and 2017 did not contain an adverse opinion or disclaimer of opinion, nor were they qualified or modified as to uncertainty, audit scope or accounting principles.

During the fiscal years ended September 30, 2016 and 2017, and the subsequent interim periods through July 24, 2018, there were (i) no disagreements between the Company and KPMG on any matter of accounting principles or practices, financial statement disclosure or auditing scope or procedure, any of which, if not resolved to KPMG's satisfaction, would have caused KPMG to make reference thereto in their reports and (ii) no "reportable events" within the meaning of Item 304(a)(1)(v) of Regulation S-K.

During the fiscal years ended 30 September 2017 and 2016, and the subsequent interim periods through July 24, 2018, neither the Company nor anyone on its behalf consulted with Deloitte regarding (i) the application of accounting principles to a specific transaction, either completed or proposed, or the type of audit opinion that might be rendered on the Company's financial statements, and neither a written report nor oral advice was provided to the Company that Deloitte concluded was an important factor considered by the Company in reaching a decision as to any accounting, auditing or financial reporting issue, (ii) any matter that was the subject of a disagreement within the meaning of Item 304(a)(1)(iv) of Regulation S-K or (iii) any reportable event within the meaning of Item 304(a)(1)(v) of Regulation S-K.

We have been advised by Deloitte that it will have a representative present at the Annual Meeting. Deloitte's representative will have the ability to make a statement, if he or she desires, and will be available to respond to questions.

Based on its evaluation, the Audit and Finance Committee believes the appointment of Deloitte is in the best interests of the Company and our shareholders. The Board concurs and requests that shareholders ratify the appointment of Deloitte as the independent registered public accounting firm for fiscal 2020.

Fees of Independent Registered Public Accounting Firm

Consistent with the Audit and Finance Committee's responsibility for engaging the Company's independent registered public accounting firm, all audit and permitted non-audit services performed by the Company's independent registered public accounting firm require preapproval by the Audit and Finance Committee. The full Committee approves projected services and fee estimates for these services and establishes budgets for major categories of services at its first meeting of the fiscal year. The Committee Chair has been designated by the Committee to approve any services arising during the year that were not preapproved by the Committee and services that were preapproved if the associated fees will cause the budget established for the type of service at issue to be exceeded by more than 10%. Services approved by the Chair are communicated to the full Committee at its next regular quarterly in person meeting, and the Committee reviews actual and forecasted services and fees for the fiscal year at each such meeting. During fiscal 2019, all services performed by the independent registered public accounting firm were preapproved.

Fees paid to Deloitte in fiscal 2019 and KPMG in fiscal 2018 consisted of the following amounts (in millions) for each category of services set forth below:

Fees	KPMG Fees 2018 (\$)	Deloitte Fees 2019 (\$)
Audit Fees	6.8	5.4
Audit-related Fees	1.1	0.5
Tax Fees	0.3	0.0
All Other Fees	0.0	0.0
Total Fees	8.2	5.9

Audit fees are fees for those professional services rendered in connection with the audit of the Company's consolidated financial statements and the review of the Company's quarterly consolidated financial statements on Form 10-Q that are customary under the standards of the Public Company Accounting Oversight Board (United States) and in connection with statutory audits in foreign jurisdictions. Audit-related services consisted primarily of services rendered in connection with employee benefit plan audits, SEC registration statements, due diligence assistance and consultation on financial accounting and reporting standards. Tax fees were primarily for preparation of tax returns in non-U.S. jurisdictions, assistance with tax audits and appeals and consulting on tax reform matters.

Audit and Finance Committee Report

The Audit and Finance Committee provides oversight of the Company's financial reporting process on behalf of the Board. Management bears primary responsibility for the financial statements and the reporting process, including the system of internal controls and disclosure controls. The independent registered public accounting firm is responsible for expressing an opinion on the conformity of the audited consolidated financial statements with United States generally accepted accounting principles.

In fulfilling its responsibilities, the Audit and Finance Committee has reviewed and discussed the audited consolidated financial statements contained in the Company's Annual Report on Form 10-K for the fiscal year ended September 30, 2019 with the Company's management and Deloitte, which was the independent registered public accounting firm that audited such financial statements. The Committee has discussed with Deloitte the matters that are required to be discussed under Public Company Accounting Oversight Board standards governing communications with audit committees, including the scope of Deloitte's audit, the Company's critical accounting policies and estimates, new accounting guidance and the critical audit matter addressed during the audit. Deloitte has provided to the Committee the written disclosures and the letter concerning independence required by applicable requirements of the Public Company Accounting Oversight Board regarding independent registered public accounting firm communications with the Audit and Finance Committee, and the Committee has discussed with Deloitte the firm's independence.

Based on the reviews and discussions referred to above, the Committee approved the audited consolidated financial statements and recommended to the Board that they be included in the Company's Annual Report on Form 10-K for the fiscal year ended September 30, 2019.

Audit and Finance Committee

Matthew H. Paull, Chair
Susan K. Carter
Charles I. Cogut
David H.Y. Ho
Edward L. Monser

Information About Stock Ownership

Persons Owning More than 5% of Air Products Stock as of September 30, 2019

Name and Address of Beneficial Owner	Amount and Nature of Beneficial Ownership	Percent of Class
The Vanguard Group ("Vanguard") ⁽¹⁾ 100 Vanguard Boulevard Malvern, PA 19355	19,162,335	8.72%
Black Rock, Inc. ⁽²⁾ 55 East 52 nd Street New York, NY 10055	17,129,190	7.80%
State Farm Mutual Automobile Insurance Company ("State Farm") ⁽³⁾ One State Farm Plaza Bloomington, IL 61710	15,480,754	7.05%

⁽¹⁾ As reported in Amendment No. 7 to its Schedule 13G filed with the SEC on February 11, 2019, Vanguard has sole voting power over 253,681 shares, shared voting power over 49,203 shares, sole power to direct the disposition of 18,864,018 shares and shared power to direct disposition of 298,317 shares.

⁽²⁾ As reported in Amendment No. 3 to its Schedule 13G filed with the SEC on February 4, 2019, Black Rock, Inc. has sole voting power over 15,089,660 shares and sole power to direct the disposition of 17,129,190 shares.

⁽³⁾ As reported on its Schedule 13G filed with the SEC on February 5, 2019, in the aggregate entities affiliated with State Farm have sole voting power over 15,393,100 shares, shared voting power over 87,654 shares, sole power to direct the disposition of 15,393,100 shares and shared power to direct the disposition of 87,654 shares.

Air Products Stock Beneficially Owned by Officers and Directors

The table below shows the number of shares of common stock beneficially owned as of November 1, 2019 by each member of the Board and each named executive officer as well as the number of shares owned by the directors and all executive officers as a group. None of the directors or executive officers own one percent or more of the Company's common stock.

Director Deferrals

As indicated in footnote 3 to the following table, four of our directors, Mr. Ghasemi, Ms. Carter, Ms. McGlynn and Mr. Paull, hold deferred stock units that are not reflected in this table because they are not distributable within 60 days of the completion of board service. Because deferred stock units confer the same economic rights as direct ownership of shares of our common stock, ownership of deferred stock units is counted for purposes of satisfying our stock ownership requirements for directors, even though such units do not constitute beneficial ownership of our common stock under SEC rules.

Name of Beneficial Owner	Common Stock ⁽¹⁾	Right to Acquire ⁽²⁾⁽³⁾	Total ⁽⁴⁾
Seifi Ghasemi ⁽³⁾	383,769	270,972	654,741
M. Scott Crocco	38,806	66,353	105,159
Sean D. Major	2,385	0	2,385
Samir J. Serhan	189	13,681	13,870
Susan K. Carter ⁽³⁾	0	0	0
Charles I. Cogut	1,200	4,331	5,531
Chadwick C. Deaton	0	12,198	12,198
David H.Y. Ho	0	13,211	13,211
Margaret G. McGlynn ⁽³⁾	0	12,664	12,664
Edward L. Monser	0	10,756	10,756
Matthew H. Paull ⁽³⁾	4,057	0	4,057
Directors and executive officers as a group (11 persons)			

⁽¹⁾ Certain executive officers hold restricted shares, which we include in this column. The executive officer may vote the restricted shares but may not sell or transfer them until the restrictions expire. The individuals in the table hold the following number of restricted shares:

Name	Shares
Seifi Ghasemi	20,125
M. Scott Crocco	3,738
All executive officers	23,863

This column also includes shares held by executive officers in the Company's Retirement Savings Plan. Participants have voting rights with respect to such shares and can generally redirect their plan investments.

⁽²⁾ The executive officers have the right to acquire this number of shares within 60 days of November 1, 2019 by exercising outstanding options granted under the Company's Long-Term Incentive Plan or through the vesting of performance shares or RSUs within 60 days of November 1, 2019. In addition to these amounts, our executive officers hold equity awards granted under the Company's Long-Term Incentive Plan that will not vest within 60 days of November 1, 2019. For additional information regarding such holdings, refer to the Outstanding Equity Awards at 2019 Fiscal Year-End table on page 39. Directors hold deferred stock units shown in the table that are distributable within 60 days upon a Director's retirement or resignation based upon the director's payout elections under the Deferred Compensation Program for Directors. In addition to the amounts reported in this table, directors held Versum deferred stock units through the Deferred Compensation Program for Directors that were converted into an aggregate of 10,343 Air Products deferred stock units on November 26, 2019. Deferred stock units held by directors who have elected to defer payout for longer periods are disclosed in footnote 3. Deferred stock units entitle the holder to receive one share of Company stock and accrued dividend equivalents. Deferred stock units do not have voting rights.

- ⁽³⁾ Executive officers and directors hold deferred stock units reflected in the table below, which are not distributable within 60 days and which have been earned out or acquired through deferrals of salary, annual incentive awards or directors' fees. Directors' deferred stock units shown below are not included in the table above solely because the directors have elected to defer payout of these units beyond their retirement or resignation.

Name of Beneficial Owner	Deferred Stock Units
Seifi Ghasemi	2,653
Susan K. Carter	15,263
Margaret G. McGlynn	24,582
Matthew H. Paul	6,508

- ⁽⁴⁾ Directors, nominees and executive officers as a group beneficially own less than 1% of the Company's outstanding common stock.

Section 16(a) Beneficial Ownership Reporting

Section 16(a) of the Securities Exchange Act of 1934 requires our directors and executive officers to file reports of holdings and transactions in Company stock and related securities with the SEC and NYSE. Based on our records and other information, we believe that in fiscal 2019 all of our directors and executive officers met all applicable Section 16(a) filing requirements.

Additional Information

Questions and Answers on Voting and the Annual Meeting

Q How many shares can vote at the Annual Meeting?

A As of the record date, which was November 29, 2019, there were 220,486,348 shares of Company common stock issued and outstanding. Shares outstanding on the record date are the only shares entitled to vote at the Annual Meeting. Every owner of Company stock is entitled to one vote for each share owned.

Q Who counts the votes?

A A representative of Broadridge Corporate Issuer Solutions, Inc. will tabulate the votes and act as the independent inspector of election.

Q What is a proxy?

A A proxy is your legal appointment of another person to vote the shares of Company stock that you own in accordance with your instructions. The person you appoint to vote your shares is also called a proxy. You can find an electronic proxy card at www.proxyvote.com that you can use to vote your shares online or you can scan the QR code provided with your proxy materials. If you received these proxy materials by mail, you can also vote by mail or telephone using the proxy card enclosed with these materials.

On the proxy card, you will find the names of the persons designated by the Company to act as proxies to vote your shares at the Annual Meeting. The proxies are required to vote your shares in the manner you instruct.

Q What shares are included on my proxy card?

A If you are a registered shareholder, your proxy card(s) will show all of the shares of Company stock registered in your name with our Transfer Agent, Broadridge Corporate Issuer Solutions, Inc. on the record date, including shares in the Direct Share Purchase and Sale Program administered for Air Products' shareholders by our Transfer Agent. If you have shares registered in the name of a bank, broker or other registered owner or nominee, they will not appear on your proxy card.

Q How do I vote the shares on my proxy card?

A If you received a Notice of Availability of Proxy Materials and accessed these proxy materials online, follow the instructions on the Notice to obtain your records and vote electronically.

If you received these proxy materials by mail, you may vote by signing and dating the proxy card(s) and returning the card(s) in the prepaid envelope. You also can vote via mobile device, online or by using a toll-free telephone number. Instructions about these ways to vote appear on the proxy card. If you vote by telephone, please have your paper proxy card and control number available. The sequence of numbers appearing on your card is your control number, and your control number is necessary to verify your vote.

If you received these proxy materials via e-mail, the e-mail message transmitting the link to these materials contains instructions on how to vote your shares of Company stock and your control number.

Whether your proxy is submitted by mail, telephone, mobile device or online, your shares will be voted in the manner you instruct. If you do not specify in your proxy how you want your shares voted, they will be voted according to the Board's recommendations below:

Item	Board Recommendation
1. Election of the Board's Eight Nominees as Directors	FOR
2. Advisory Vote on Executive Officer Compensation	FOR
3. Ratification of Deloitte & Touche LLP as the Company's Independent Registered Public Accounting Firm	FOR

Q How do I vote shares held by my broker, bank or other nominee?

A If a broker, bank or other nominee holds shares of Company stock for your benefit and the shares are not in your name on the Transfer Agent's records, then you are considered the "beneficial owner" of those shares. If your shares are held this way, sometimes referred to as being held in "street name", your broker, bank or other nominee will send you instructions on how to vote. If you have not heard from the broker, bank or other nominee who holds your Company stock, please contact them as soon as possible. If you plan to attend the meeting and would like to vote your shares held by a bank, broker or other nominee in person, you must obtain a legal proxy, as described in the admission procedures section on page 59.

If you do not give your broker instructions as to how to vote, under NYSE rules, your broker has discretionary authority to vote your shares for you on Item 3 to ratify the appointment of auditors. Your broker may not vote for you without your instructions on the other items of business. Shares not voted on these other matters by your broker because you have not provided instructions are sometimes referred to as "broker nonvotes".

Q May I change my vote?

A Yes. You may revoke your proxy at any time before the Annual Meeting by submitting a later dated proxy card, by a later telephone or online vote, by notifying us that you have revoked your proxy or by attending the Annual Meeting and giving notice of revocation in person.

Q How is Company stock in the Company's Retirement Savings Plan voted?

A If you are an employee who owns shares of Company stock under the Retirement Savings Plan and you have regular access to a computer for performing your job, you were sent an e-mail with instructions on how to view the proxy materials and provide your voting instructions. Other participants in the Retirement Savings Plan will receive proxy materials and a proxy card in the mail. The Trustee, Fidelity Management Trust Company, will vote shares of Company stock allocated to your Plan account on the record date in accordance with the directions you give on how to vote. The Trustee will cast your vote in a manner that will protect your voting privacy. If you do not give voting instructions or your instructions are unclear, the Trustee will vote the shares in the same proportions and manner as overall Retirement Savings Plan participants instruct the Trustee to vote shares allocated to their Plan accounts.

Q What is a "quorum"?

A A quorum is necessary to hold a valid meeting of shareholders. A quorum exists if a majority of the outstanding shares of Company stock are present in person at the Annual Meeting or represented there by proxy. If you vote, including by Internet, telephone or proxy card, your shares voted will be counted towards the quorum for the Annual Meeting. Proxies marked as abstentions and broker discretionary votes are also treated as present for purposes of determining a quorum.

Q What vote is necessary to pass the items of business at the Annual Meeting?

A Election of Directors. Our Bylaws provide that if a quorum is present at the Annual Meeting and the number of director nominees does not exceed the number of directors to be elected (i.e., an uncontested election), director nominees will be elected if they receive a majority of the votes cast at the meeting in person or by proxy. This means that in uncontested elections the nominees will be elected if the number of shares voted “for” the nominee exceeds the number of shares voted “against” the nominee. In a contested election, nominees would be elected by a plurality of votes cast. Abstentions and broker nonvotes are not counted as votes cast and therefore will have no effect.

Under our Corporate Governance Guidelines, any incumbent director who is not reelected by a majority of the votes cast must tender his or her resignation to the Corporate Governance and Nominating Committee of the Board for its consideration. The Corporate Governance and Nominating Committee then recommends to the Board whether to accept the resignation. The director will continue to serve until the Board decides whether to accept the resignation but will not participate in the Committee’s recommendation or the Board’s action regarding whether to accept the resignation. The Board will publicly disclose its decision and rationale within 90 days after certification of the election results by the inspector of election. If the Board does not accept the director’s resignation, the director will continue to serve.

All Other Items. The other two items of business will be approved if shares voted in favor of the proposal exceed shares voted against the proposal. Abstentions and broker nonvotes will not affect the outcome of the vote on these proposals.

Q How will voting on any other business be conducted?

A We do not know of any business or proposals to be considered at the Annual Meeting other than the items described in this proxy statement. If any other business is proposed and the chairman of the Annual Meeting permits it to be presented at the Annual Meeting, the signed proxies received from you and other shareholders give the persons voting the proxies the authority to vote on the matter according to their judgment.

Q When are Shareholder proposals for the 2021 Annual Meeting due?

A To be considered for inclusion in next year’s proxy statement, shareholder proposals must be delivered in writing to the Secretary of the Company, Air Products and Chemicals, Inc., 7201 Hamilton Boulevard, Allentown, PA 18195-1501 no later than August 13, 2020.

To be presented at the 2021 Annual Meeting, our Bylaws require that adequate written notice of a proposal to be presented or nomination must be delivered in writing to the Secretary of the Company in person or by mail at the address stated above on or after September 25, 2020 but no later than October 25, 2020, and a nomination pursuant to our proxy access Bylaw must be delivered on or after August 26, 2020 but no later than September 25, 2020. To be considered adequate, the notice must contain other information specified in the Bylaws about the matter to be presented at the meeting and the shareholder proposing the matter. A copy of our Bylaws can be found in the “Governance” section of our website at www.airproducts.com. Proposals and nominations received after the applicable deadlines will be considered untimely and will not be entitled to be presented at the meeting.

Q What are the costs of this proxy solicitation?

A We hired Morrow Sodali, 470 West Ave., Stamford CT 06902 to help distribute materials and solicit votes for the Annual Meeting. We will pay them a fee of \$13,000, plus out-of-pocket costs and expenses. We also reimburse banks, brokers and other custodians, nominees and fiduciaries for their reasonable out-of-pocket expenses for forwarding proxy materials to you, because they hold title to Company stock for you. In addition to using the mail, our directors, officers and employees may solicit proxies by personal interview, telephone, telegram or otherwise, although they will not be paid any additional compensation. The Company will bear all expenses of solicitation.

Q May I inspect the shareholder list?

A For a period of 10 days prior to the Annual Meeting, a list of shareholders registered on the books of our Transfer Agent as of the record date will be available for examination by registered shareholders during normal business hours at the Company's principal offices as long as the examination is for a purpose germane to the meeting.

Q How can I get materials for the Annual Meeting?

A Under rules adopted by the SEC, we are furnishing proxy materials to most of our shareholders via the Internet instead of mailing printed copies of those materials to each shareholder. On December 11, 2019, we mailed to our shareholders (other than those who previously requested electronic or paper delivery) a Notice of Availability of Proxy Materials containing instructions on how to access our proxy materials, including our proxy statement and our 2019 Annual Report to Shareholders. The Notice of Availability of Proxy Materials also instructs you on how to access your proxy card to vote through the Internet.

This process is designed to expedite shareholders' receipt of proxy materials, lower the cost of the Annual Meeting and help conserve natural resources. However, if you would prefer to receive printed proxy materials, please follow the instructions included in the Notice of Availability of Proxy Materials. If you have previously elected to receive our proxy materials electronically, you will continue to receive these materials via e-mail unless you elect otherwise.

Current Employees. If you are an employee of the Company or an affiliate who is a participant in the Retirement Savings Plan or who has outstanding stock options, with an internal Company e-mail address as of the record date, you should have received e-mail notice of electronic access to the Notice of Annual Meeting, the proxy statement and the 2019 Annual Report to Shareholders on or about December 11, 2019. You may request a paper copy of these materials by contacting the Corporate Secretary's Office. If you do not have an internal Company e-mail address, paper copies of these materials were mailed to your home. Instructions on how to vote shares in your Plan account are contained in the e-mail notice or accompany the paper proxy materials mailed to you.

If you have employee stock options awarded to you by the Company or an affiliate but do not otherwise own any Company stock on the record date, you are not eligible to vote and will not receive a proxy card for voting. You are being furnished this proxy statement and the 2019 Annual Report to Shareholders for your information and as required by law.

Q What are the admission procedures for the Annual Meeting?

A To gain admission to the Annual Meeting, if not a Company employee, you must present your admission ticket at the Visitor's Entrance to the Air Products Corporate Headquarters.

Registered Shareholders. If you received a "Notice of Availability of Proxy Materials", the Notice is your admission ticket. If you received these proxy materials by mail or e-mail, your admission ticket is on the top half of the reverse side of your proxy card, which must be printed if you received it by e-mail.

Shares held through broker, bank or other nominee. When you vote your shares, either electronically or via the voting instruction form you receive from your broker, bank or other nominee, you will be given the opportunity to check a box indicating that you intend to attend the Annual Meeting. If you check the box, you will be sent a "legal proxy", which will serve as your admission ticket. Please note, if you check this box, your shares must be voted in person. Alternatively, you will be admitted if you present a Notice of Availability of Proxy Materials or Voting Instruction Form relating to the Air Products Annual Meeting; however, you must present a legal proxy if you wish to vote your shares in person.

Q How can I reach the Company to request materials or information referred to in these Questions and Answers?

A You may order a copy of our Annual Report on Form 10-K for the fiscal year ended September 30, 2019, free of charge, or request other information by mail addressed to:

Corporate Secretary's Office
Air Products and Chemicals, Inc.
7201 Hamilton Boulevard
Allentown, PA 18195-1501,

or by calling 610-481-4880. This information is also available free of charge on the SEC's website, www.sec.gov, and our website, www.airproducts.com.

Appendix A

Reconciliations of Non-GAAP Financial Measures

(Millions of dollars unless otherwise indicated, except for per share data)

The Company presents certain financial measures on a non-GAAP (“adjusted”) basis. These measures include adjusted earnings per share (“EPS”), calculated on a fully-diluted basis, and adjusted EBITDA. For each non-GAAP financial measure, we present below a reconciliation to the most directly comparable financial measure calculated in accordance with U.S. Generally Accepted Accounting Principles (“GAAP”).

The Company’s non-GAAP measures are not meant to be considered in isolation or as a substitute for the most directly comparable measure calculated in accordance with GAAP. The Company believes these non-GAAP measures provide investors, potential investors, securities analysts, and others with useful information to evaluate the performance of the business because such measures, when viewed together with financial results computed in accordance with GAAP, provide a more complete understanding of the factors and trends affecting the Company’s historical financial performance and projected future results.

In many cases, non-GAAP measures are determined by adjusting the most directly comparable GAAP measure to exclude certain disclosed items, or “non-GAAP adjustments”, that the Company believes are not representative of underlying business performance. For example, the Company previously excluded certain expenses associated with cost reduction actions, impairment charges, and gains on disclosed transactions. The reader should be aware that the Company may recognize similar losses or gains in the future. Readers should also consider the limitations associated with these non-GAAP measures, including the potential lack of comparability of these measures from one company to another.

Adjusted Earnings per Share

Adjusted EPS is calculated as net income from continuing operations attributable to Air Products, excluding the impact of certain items that we believe are not representative of our underlying business performance, divided by the weighted average common shares that reflects the potential dilution that could occur if stock options or other share-based awards were exercised or converted into common stock. The Company views adjusted EPS as a key performance metric. Among other uses, adjusted EPS is used to assess performance under our incentive compensation program.

	2019	2018
Diluted EPS	\$7.94	\$6.59
Change in inventory valuation method	—	(.08)
Facility closure	.10	—
Cost reduction actions	.08	—
Gain on exchange of equity affiliate investments	(.13)	—
Pension settlement loss	.02	.15
Tax reform repatriation	(.06)	2.16
Tax reform adjustment related to deemed foreign dividends	.26	(.25)
Tax reform rate change and other	—	(.96)
Tax restructuring	—	(.16)
Adjusted EPS	\$8.21	\$7.45
Diluted EPS \$ change versus prior year	\$1.35	
Diluted EPS % change versus prior year	20%	
Adjusted EPS \$ change versus prior year	\$.76	
Adjusted EPS % change versus prior year	10%	

Adjusted EBITDA

We define Adjusted EBITDA as net income less income (loss) from discontinued operations, net of tax, and excluding certain non-GAAP adjustments, which the Company does not believe to be indicative of underlying business trends, before interest expense, other non-operating income (expense), net, income tax provision, and depreciation and amortization expense. Adjusted EBITDA provides a useful metric for management to assess operating performance.

	2019	2018
Net income	\$1,809.4	\$1,532.9
Less: Income from discontinued operations, net of tax	—	42.2
Add: Interest expense	137.0	130.5
Less: Other non-operating income (expense), net	66.7	5.1
Add: Income tax provision	480.1	524.3
Add: Depreciation and amortization	1,082.8	970.7
Less: Change in inventory valuation method	—	24.1
Add: Facility closure	29.0	—
Add: Cost reduction actions	25.5	—
Less: Gain on exchange of equity affiliate investments	29.1	—
Add: Tax reform repatriation - equity method investment	—	28.5
Adjusted EBITDA	\$3,468.0	\$3,115.5
Change GAAP versus prior year		
Net income \$ change	\$276.5	
Net income % change	18%	
Change Non-GAAP versus prior year		
Adjusted EBITDA \$ change	\$352.5	
Adjusted EBITDA % change	11%	

Appendix B

Survey Reference Group

Alcoa	Eastman Chemical	Occidental Petroleum
Arconic	Ecolab	Parker Hannifin
Arkema	EOG Resources	Peabody Energy
Baker Hughes	Estee Lauder	Performance Food Group
Ball	Hershey	Praxair
Baxter	HollyFrontier	PVH
Becton Dickinson	Hormel Foods	Quanta Services
BorgWarner	Illinois Tool Works	Reynolds American
Boston Scientific	Ingersoll Rand	Rockwell Automation
Campbell Soup	Jabil Circuit	S.C. Johnson & Son
Chemours Company	J.M. Smucker	Sealed Air
Chesapeake Energy	Jacobs Engineering	Sharp Electronics
Chicago Bridge & Iron	Kellogg	Sherwin-Williams
Coca-Cola Enterprises	Kinder Morgan	Stanley Black & Decker
Commercial Metals	L3 Technologies	Stryker
ConAgra Foods	Land O'Lakes	TE Connectivity
Constellation Brands	Masco	Tesla Motors United States
Corning	Medline	Textron
Covestro	MillerCoors	United States Steel
Cummins Engine	Mohawk	WestRock
Dean Foods	Mosaic	Weyerhaeuser
Devon Energy	National Oilwell Varco	Williams Companies
Dover	Nestle USA	Zimmer Biomet Holdings

Driving Directions to Air Products and Chemicals, Inc. Corporate Headquarters

Air Products and Chemicals, Inc.

7201 Hamilton Boulevard
Allentown, PA 18195-1501
610-481-4911



From Pennsylvania Turnpike (US 476)

- Take Lehigh Valley Exit 56 (formerly Exit 33) from Turnpike to Route 22 West, Harrisburg.
- Follow Route 22 West to Trexlertown Exit (Exit 49A off Route 22 and I-78) onto Route 100 South.
- Proceed on Route 100 South for 3 miles; continue straight and at this point Route 100 becomes Trexlertown Road.
- Proceed one more mile to the traffic light at Trexlertown Road and Hamilton Boulevard.
- Turn left onto Hamilton Boulevard. Go under the RR bridge and proceed to the second traffic light.
- Turn left at the “Visitor Entrance” sign (Gate 2) into the Air Products complex.



From Route 22

- Take Exit 49A from Route 22 and I-78 onto Route 100 South.
- Proceed on Route 100 South for 3 miles; continue straight, and at this point Route 100 becomes Trexlertown Road.
- Proceed one more mile to a traffic light at Trexlertown Road and Hamilton Boulevard.
- Turn left onto Hamilton Boulevard. Go under the RR bridge and proceed to the second traffic light.
- Turn left at the “Visitor Entrance” sign (Gate 2) into the Air Products complex.



From Route 309 North and I-78 West

- Take Exit 54A to Route 222 South.
- Follow 222 South to the traffic light at Mill Creek Road.
- Turn left on Millcreek Road and proceed to Hamilton Boulevard.
- Proceed south on Hamilton Boulevard.
- Corporate Office is located on right side of highway. Turn right at the “Visitor Entrance” sign (Gate 2) into the Air Products complex.



From Route 309 South and I-78 East

- Take Exit 54. At the bottom of the ramp, turn right onto Route 222 South.
- Follow 222 South to the traffic light at Mill Creek Road.
- Turn left on Millcreek Road and proceed to Hamilton Boulevard.
- Proceed south on Hamilton Boulevard.
- Corporate Office is located on right side of highway. Turn right at the “Visitor Entrance” sign (Gate 2) into the Air Products complex.

HIGHLIGHTS

CORPORATE
GOVERNANCE

EXECUTIVE
COMPENSATION

CEO PAY
RATIO

AUDIT AND
FINANCE

STOCK
OWNERSHIP

ADDITIONAL
INFORMATION

**For more information,
please contact us at:**

Corporate Headquarters

Air Products and Chemicals, Inc.
7201 Hamilton Boulevard
Allentown, PA 18195-1501
T 610-481-4911
F 610-481-5900

Corporate Secretary's Office

Sean D. Major, Executive Vice President,
General Counsel and Secretary
T 610-481-4880

Investor Relations Office

Simon Moore, Vice President,
Investor Relations and
Corporate Relations
T 610-481-5775

